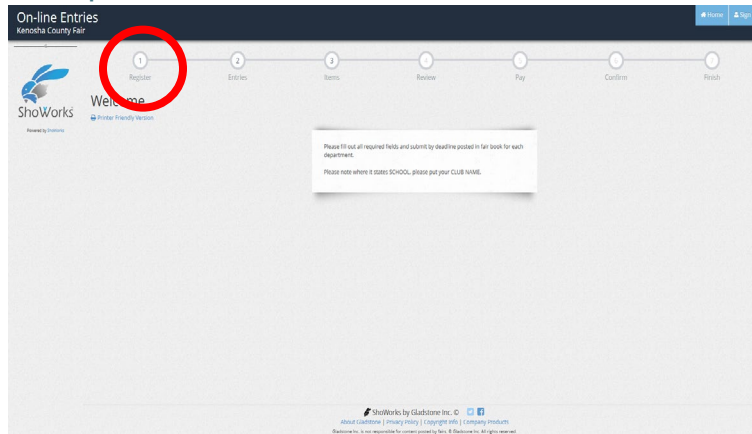


1. ONLY ENTERING JUNIOR FAIR

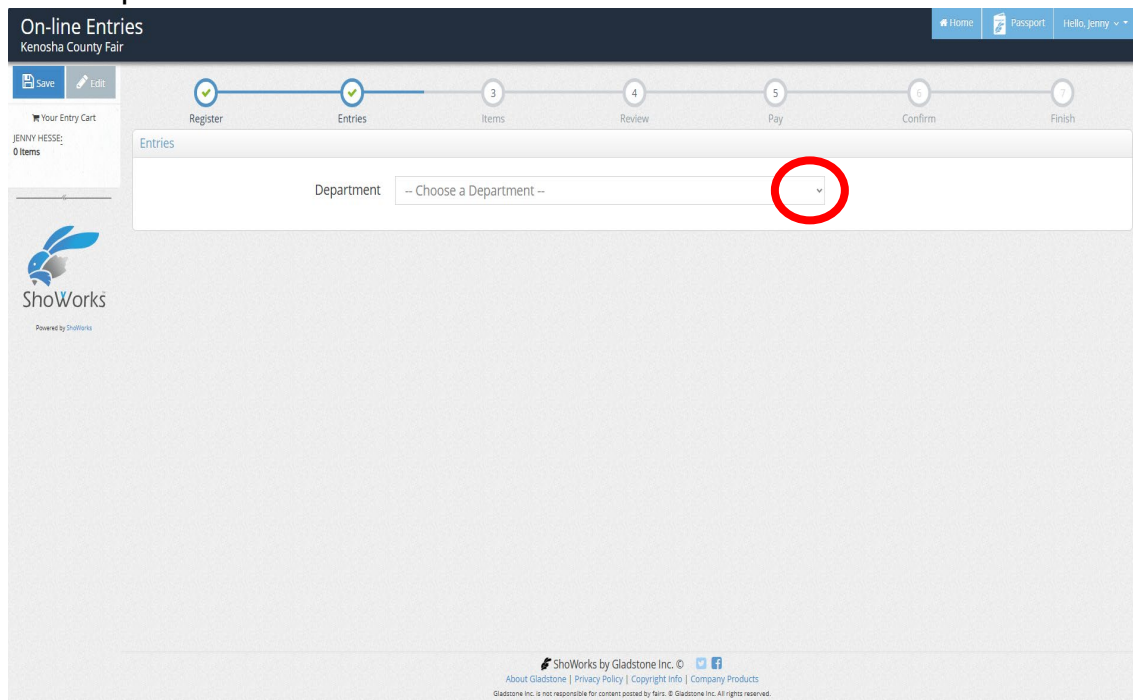
Create an account with the link below and follow prompts for either being a first time registering through this system or having previously registered. (All starred fields must be completed to move forward):

- a. Junior Fair: <https://kenosha.fairwire.com>

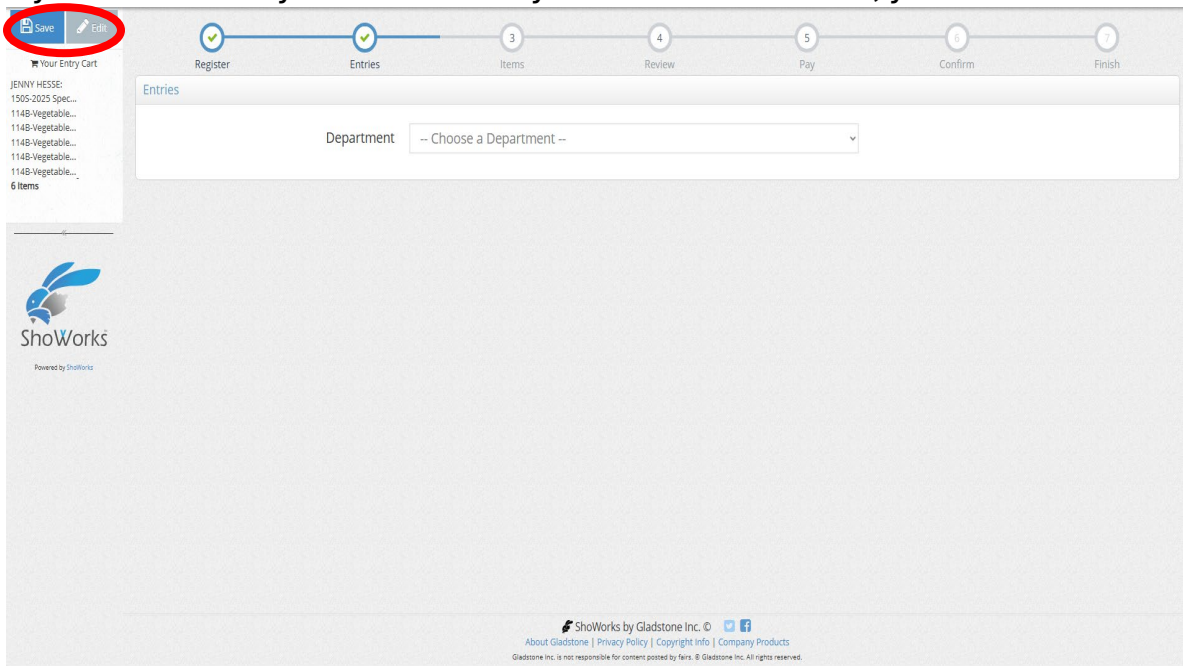


- b. Please select your club information for both the SCHOOL & CLUB drop downs.
c. If you have a premise ID#, please enter it here.
d. If you plan to purchase parking passes, please specify location under “Parking Pass Pref.”. Please note only two parking passes per family will be allowed.

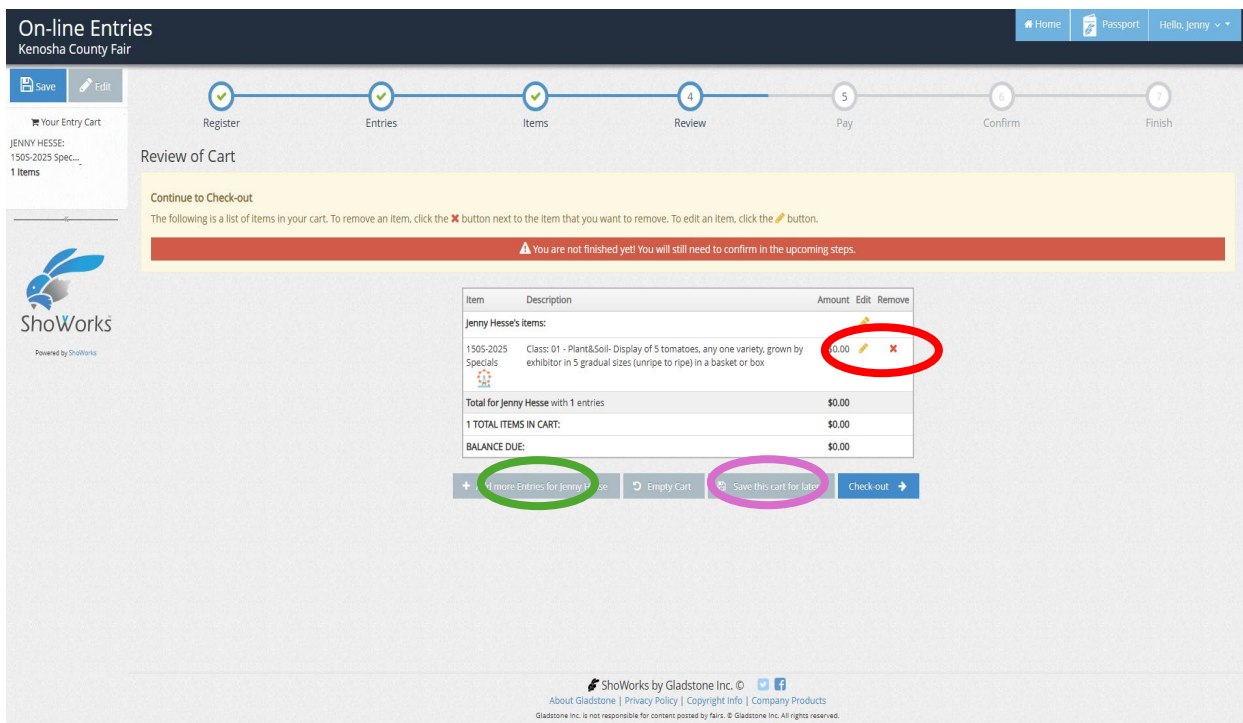
2. You will then be prompted to select the various drop downs. Some do not have to be filled out or do not have a drop down to choose from. Leave them blank. All starred fields must be completed to move forward.



3. If you need to edit your cart or save your cart to come back, you can find it below



4. Edit menu view allows you to edit or delete any entries, add more entries once edited, or save for later.



5. IMPORTANT.....Once ready to move on, select #3 Items to purchase your entrance pass, parking, additional passes, etc:

The screenshot shows the 'On-line Entries' interface. At the top, there is a navigation bar with 'Home', 'Passport', and 'Hello, Jenny'. Below this is a progress bar with six steps: 1. Entries, 2. Items, 3. Review, 4. Pay, 5. Confirm, and 6. Finish. Step 3, 'Review', is highlighted with a red circle. Below the progress bar is a modal window titled 'Choose Quantities' with the instruction: 'Select the quantities for any items you wish to add by clicking the + and - buttons, then click 'Continue''. The modal contains a table of fee items with columns for 'Fee Items', 'Amount', 'Qty', and 'Total'. The table lists various fees such as 'Additional Season Tickets', 'Animal Exhibitor Fee (Large Animal)', 'Animal Exhibitor Fee (Small Animal)', 'Dual Exhibitor', 'Exhibitor Ticket - 2 DAY', 'Exhibitor Ticket - 5 DAY', 'Late Fee (After Deadline)', 'Lifetime Member', 'Parking Sticker', 'Youth Exhibitor (5 - 6)', and 'Youth Exhibitor (7 - 11)'. Each item has a quantity of 0 and a total of \$0.00. The 'Qty' column has '+' and '-' buttons for adjusting the quantity. The 'Amount' and 'Total' columns show the respective monetary values.

Fee Items	Amount	Qty	Total
Additional Season Tickets	\$40.00	0	\$0.00
Animal Exhibitor Fee (Large Animal) <small>PER HEAD</small>	\$1.00	0	\$0.00
Animal Exhibitor Fee (Small Animal) <small>PER HEAD</small>	\$0.50	0	\$0.00
⚠ Dual Exhibitor <small>Open & Junior Fee</small>	\$5.00	0	\$0.00
⚠ Exhibitor Ticket - 2 DAY	\$20.00	0	\$0.00
⚠ Exhibitor Ticket - 5 DAY	\$35.00	0	\$0.00
Late Fee (After Deadline) <small>PER LINE</small>	\$1.00	0	\$0.00
⚠ Lifetime Member <small>NO FEE</small>	\$0.00	0	\$0.00
⚠ Parking Sticker	\$25.00	0	\$0.00
⚠ Youth Exhibitor (5 - 6) <small>AGES 5 - 6</small>	\$6.00	0	\$0.00
⚠ Youth Exhibitor (7 - 11) <small>AGES 7 - 11</small>	\$12.00	0	\$0.00

- If you plan to purchase parking passes, please specify location under “Parking Pass Pref.” on your Registration page. Please note only two parking passes per family will be allowed.
- If you purchase a new lifetime membership, please follow up with the office for paperwork purposes.

6. Continue to review (step 4) & pay (step 5).

7. Submit all necessary papers for your entries if required (YQCA, Coggins, Premise ID).