

2026
August 19 thru 23



2027
August 18 thru 22





**FRIENDS OF THE
FAIR**

The Kenosha County Fair Foundation

YOUR DONATION MAKES A DIFFERENCE!

Your generous gift benefits the Kenosha County Fair Foundation, a 501(c)(3) charitable non-profit organization that supports annual Fair programming and physical improvements to the Kenosha County Fairgrounds. Your donation is tax deductible.



Grand Champion Donor \$1,000+

Your Grand Champion Sponsorship will provide the funds needed to facilitate large scale improvements to the fairgrounds.

Recent Grand Champion sponsorships supported the construction of the Centennial Plaza seating area that debuted at the 2021 Fair.

Sponsorship at this level also includes a personalized memorial brick in Centennial Plaza!



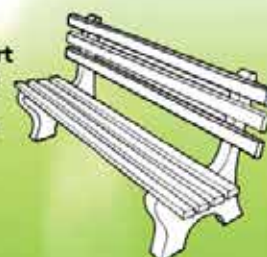
Blue Ribbon Donor \$750

Honor your group, event, anniversary, or loved one with a six foot metal picnic table. Nameplate displayed on table top.



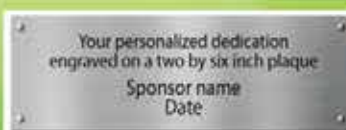
Red Ribbon Donor \$400

Contribute comfort for Fairgoers with a six foot bench personalized with nameplate on center back rest.



White Ribbon Donor \$100-\$399

We value your support... every dollar makes a difference!



All Blue Ribbon and Red Ribbon sponsorships include an engraved nameplate!

WE THANK YOU FOR YOUR SUPPORT!



The Kenosha County Fair Foundation

**PLEASE FORWARD SPONSOR
FORM AND PAYMENT TO:**

Kenosha County Fair Foundation
P.O. Box 9641047-44765-84
Wilmot, WI 53192

QUESTIONS? PLEASE CONTACT:

Jenny Hesse, Fair Manager
(262) 862-6121

Name: _____

Address: _____ Phone: _____

City: _____ State: _____ Zip: _____

Email: _____

- ☐ **GRAND CHAMPION DONOR: \$1,000+** ☐ **BLUE RIBBON PICNIC TABLE DONOR: \$750**
☐ **RED RIBBON BENCH DONOR: \$400** ☐ **WHITE RIBBON CASH DONOR: \$100+**

Payment enclosed: ☐ Cash ☐ Check (Please make checks payable to Kenosha County Fair Foundation)

Signature: _____ Date: _____

The Fair Office will contact you to confirm your donation and memorial brick information, if applicable.

August 19-23, 2026



August 18-22, 2027

Mailing Address: PO Box 96 • Street Address: 30820 111th Street
Wilmot, WI 53192 • 262-862-6121
fairmanager@kenoshacofair.com
www.kenoshacofair.com

FAIR MANAGER

Jenny Hesse Wheatland, WI

OFFICERS

(re-elected yearly)

Myron Daniels, President Brighton, WI
Randall Rossi, Vice President Bristol, WI
Susan Crane, Secretary Brighton, WI
Norm Kazumura, Treasurer Trevor, WI
Don Epping, Representative at Large Trevor, WI
Matt Myers, Representative at Large Bristol, WI
Eric Billingsley, Representative at Large Paris, WI

DIRECTORS

to be re-elected in November of...

2026

Dean Elfering
Chad Daniels
Norm Kazumura
Julie Rossi
Matt Myers
Dave Zirbel
Chris Leker

2027

Myron Daniels
Mark Edquist
Sue Kaminski
Chris Klemko
George Krikau
Rhonda Sexton
Susan Crane

2028

Eric Billingsley
Don Epping
Sue Grulich
Andrew Ironside
Colleen Knapp
Betsy Ross
Randall Rossi



GENERAL ADMISSION

Adult (12 years of age & older)	\$ 12.00
Ages 7-11	\$ 6.00
Children 6 and under	FREE
Senior Citizens (Ages 65+)	\$8.00
Military - Active or Retired (Must show ID)	\$8.00

SEASON TICKET - Non-transferable

Adult (12 years of age & older)	\$ 40.00
Ages 7-11	\$ 15.00

Exhibitors:

Open Class Season Pass	\$ 35.00
Open Class 2 Day Exhibitor Pass	\$ 20.00
Open Class Dept. 156 Open Youth	
Exhibitor Season Pass (5-6 years old)	\$6.00
Exhibitor Season Pass (7-11 years old)	\$12.00
Junior Fair Exhibitor Season Pass	\$12.00
Dual Exhibitor	
(Junior and Open Class)	\$5.00 additional

A Junior Fair Exhibitor wishing to enter Open Class can upgrade their Junior Exhibitor Ticket to a Dual Exhibitor ticket for an additional \$5.00. An entry form for both the Junior Fair and Open Class must be submitted by the respective deadline dates.

Vendor block of 5 daily passes	\$ 40.00
--------------------------------	----------

Memberships:

Life Membership	\$ 325.00
-----------------	-----------

Parking:

General Parking	FREE
Season Reserved Parking	\$ 25.00
A limit of 2 Parking Passes per household	

* Pricing information subject to change at any time

This Premium Book is for the years 2026 and 2027. This entire book is posted online at www.kenoshacofair.com.

Definitions:

Exhibitor - One who makes an entry in the Fair
Vendor - One who rents space with product

Fair Open 8 AM - Midnight Wednesday - Saturday
8AM - 7PM Sunday



TABLE OF CONTENTS

Content	Page #	Junior Fair	
Kenosha County Fair FAQ's for First Time Exhibitors	4	Department	Page #
General Rules for All Exhibitors	5	01 - Dairy Cattle	34
General Rules / Information of the Kenosha County Fair Association . . 7		02 - Beef Cattle	35
State Rules and Regulations (ACTP 160.01)	7	03 - Swine	36
Animal Health Requirements	7	04 - Sheep	37
IAFE Code of Show Ring Ethics	7	05 - Goats	38
Open Class Check In and Show Schedule	8	Junior Fair Livestock Sale	40
Open Class Department 150 Specials Division	9	06 - Horse and Pony	40
Open Class Premium List	10	07 - Poultry	43
Junior Fair Check In and Show Schedule	32	08 - Rabbits	45
Junior Fair Regulations	33	Junior Fair Poultry & Rabbit Sale	47
Fairest of the Fair Contest	65	09 - Dog Care and Obedience	47
Contests and Competitions	65	10 - Animal and Veterinary Science	48
Livestock and Pie Auction Dates and Times	67	13 - Cats	49
Antique Farm Machinery	67	14 - Plant and Soil Science	49
		15 - Flowers and House Plants	51
		16 - Natural Sciences	51
		17 - Cloverbuds	52
		18 - Arts and Crafts	52
		20 - Photography/Computers	54
		22 - Woodworking	55
		23 - Electricity	56
		24 - Mechanics	56
		25 - Food and Nutrition	57
		26 - Clothing and Sewing	59
		27 - Knitting and Crocheting	60
		28 - Home Environment	62
		29 - Family Living - Child Development	62
		32 - Youth Group Scrapbooks and Banners	63
		33 - Youth Leadership	63
		34 - Health, Social & Political Science	63
		School	
		Department	Page #
		35 - School Exhibits	64

The ribbons awarded by the Association will be as follows:

Champion (Purple), 1st Premium (Blue), 2nd Premium (Red), 3rd Premium (White), 4th Premium (Pink)

Open Class Deadlines

	2026	2027
Entry Deadline 4:00PM:	Friday, July 31	Friday, July 30
Late Entry accepted until 4:00PM:	Friday, August 14	Friday, August 13
Changes to existing entries accepted until Noon:	Monday, August 17	Monday, August 16

Junior Fair Entries - Junior Fair entries are to be done online by June 25th by the Exhibitor. Club Leaders are responsible for approving all the club members' online entries by July 1st of the exhibit year. All late entries must be submitted online no later than July 24th and approved online by the Club Leader by July 30th. Exhibitor will be notified by the Fair Office when late-entry tags are ready to be picked up by the Exhibitor. The Exhibitor must pay a \$1 late fee per item when picking up fair tags.

NO changes will be accepted after that date and time.

Kenosha County Fair FAQ's for Exhibitors:

Q: Who can enter exhibits?

A: Anyone. However, you must be the owner of and the individual who grew, built, created or raised the exhibit you want to enter.

Q: What does it cost to enter?

A: It depends on your age and whether you are entering the Open Class or Junior Fair. Please see the admission section of the Premium Book.

Q: Can I enter an exhibit in more than one department?

A: An individual item can only be entered in one department. Individuals can only enter one item per class number per person.

Q: What types of awards/ribbons can I win?

A: The types of awards and ribbons vary by department. Ribbons and premiums paid are listed in each section of the Premium Book.

Q: How are the exhibits judged?

A: There are two types of judging systems used at the Fair – the American and the Danish. Under the American System, the judges evaluate all exhibits in the department and select only one first, one second, one third and so on in each department (Open Class). Under the Danish system, judges evaluate each exhibit on its own merits (not compared to others) and may give more than one first, one second, one third and so on (Junior Fair).

Q: Where can I get a Premium Book?

A: You can pick a copy of the Premium Book up at the Fair Office, located at 30820 111th Street, Wilmet, WI 53192 OR on the website: www.kenoshacofair.com.

Q: How do I enter an exhibit?

A: You will need to go online to www.kenoshacofair.com, click the drop down tab **Fair**, then click on "Exhibitor", then choose either Open Class or Junior Fair. Create an online profile via our ShoWorks Portal. Simply select the Department, Division and Class for each item/animal you want to exhibit. Fill in all of the information required prior to the deadline. We suggest that you include all items you are intending to exhibit. It is best to enter and not bring an item, rather than pay the late entry fee once the deadline has passed.

Q: When do I bring my exhibit to the Fairgrounds?

A: Please refer to the specific department in the Premium Book as well as the charts on page 8 and 32 of the Premium Book. All entries (with the exception of animal entries) must have an entry tag attached to the item.

Q: Who can I call with questions?

A: You can contact the Fair Office at 262-862-6121. If they cannot answer your question, they will put you in contact with the Department Superintendent.

Q: What are the rules to enter exhibits?

A: Please see the General Rules for all Exhibitors on page 5 of the Premium Book and additional rules within each department entered.

Q: Does my entry have to stay at the Fair all week?

A: Yes, all entries must remain at the Fair until official release time. Exhibitors should have their claim tag to pick up item.

Q: Is there a way for youth to exhibit in the Open Class?

A: Yes! Department 156 allows youth ages 5-17 the opportunity to enter exhibits and compete against Exhibitors in their age bracket. Age brackets are: 5-8, 9-12, and 13-17.

General Rules for All Exhibitors:

Exhibitors are expected to read and understand all these rules prior to submitting an entry for the Fair.

Kenosha County Fair Code of Conduct

Anyone attending the Kenosha County Fair either as an exhibitor, parent, spectator, superintendent, judge or fair official must conduct themselves at all times with honesty and good sportsmanship. Conduct in a competitive environment shall always reflect the highest standards of honor and dignity. This code applies to Junior and Open Class exhibitors. In addition, for livestock exhibits, the Kenosha County Fair adheres to the IAFE National Code of Show Ring Ethics. Detailed rules and regulations are found in the current edition of the Kenosha County Fair Premium book. All Junior Fair exhibitors may not use or possess any alcohol or illegal substances.

Consequences of violating the code of conduct may include: removal from the fairgrounds, suspension, reduction and/or loss of premiums and sale proceeds; loss of future show privileges; or permanent suspension from the Kenosha County Fair. Appeal Process: Appeals must be in writing and state the cause of the appeal and the facts related. The appeal must be received at the Kenosha County Fair Office within fourteen days of notification of the violation. The appeal will be carefully reviewed and a decision made by the Kenosha County Fair Executive Board. This decision will be made within fourteen days of receiving the appeal and will be communicated in writing.

OPEN CLASS

- a. All exhibitors in the Open Class must purchase an exhibitor's ticket – either an \$20.00 ticket which includes two daily admissions or a \$35.00 ticket which serves as a season ticket and is valid for one admission each of the five days of the Fair. The Open Class charges a fee for child exhibitors ages 5-6 years of age for \$6.00 or 7-11 for \$12.00. This serves as a season ticket and is valid for one admission each of the five days of the Fair.
- b. Lifetime Members of the Kenosha County Fair Association Inc. are not required to purchase an exhibitor's ticket to exhibit entries at the Fair.
- c. All exhibitor tickets are non-transferable and must be used by the exhibitor only.
- d. There are no refunds of exhibitor tickets purchased.
- e. A Junior Fair Exhibitor wishing to enter Open Class can upgrade their Junior Exhibitor Ticket to a Dual Exhibitor ticket for an additional \$5.00. An entry form for both the Junior Fair and Open Class must be submitted by the respective deadline dates.
- f. Open Class entry forms must be received at the Fair Office by 4 PM on the dates expressed on the table of contents page at the bottom.
- g. Late entry forms will be accepted after the deadline mentioned in (f), but will be assessed a \$1.00 fee per line item. All entry forms must be received by the Friday before fair.
- h. Errors made on entry forms are the responsibility of the exhibitor. If you wish to correct the error, you may do so. If it is past the deadline date, the late fee of \$1.00 per ticket will apply. Changes may be made through the Monday of Fair week. *No changes will be accepted after Monday of Fair week at NOON.*
- i. Entry tags must be picked up from the office prior to exhibit drop-off time slot. (See department for specific times). Entry tags, admission and parking passes will not be mailed. Please attach entry tags to entries prior to bringing entries to the Fair.
- j. All judges have been carefully selected. All persons making entries accept these judges and agree to abide by their decisions. Any person interfering with judges' deliberations or decisions shall be barred from competing in that particular class. Judges are approved and certified by the Wisconsin Department of Agriculture. All judge's decisions are final.
- k. Animals and articles will remain at the Fair from the date of entry through the close of the Fair. No articles will be removed from the Fair property before 7PM Sunday (walk out only). Vehicles will be allowed on the grounds as of 8PM on the Sunday of the Fair to remove animals/articles. All articles must be removed by 10:30AM on the Monday following the last day of the Fair. Any articles not removed will be left at risk of the owner. All exhibits remaining after 3 days will become property of the Kenosha County Fair. Any exhibit not picked up by September 1st will be disposed of. If any exhibitor takes an entry prior to the designated time, that exhibitor will forfeit any and all premiums earned for that year as well as be prohibited from being an exhibitor for a period of one year.
- l. Entries or animals cannot be dropped off or off loaded if the exhibitor is not listed on the exhibitor list provided by the fair (i.e. If John Doe is going to show a pig but doesn't have an entry form they cannot off load.).
- m. Participation in Kenosha County Fair events, pre-fair judging, meetings or related activities implies exhibitor permission regarding the use and distribution of your image, including but not limited to your name, voice and likeness (image). By attending the events you acknowledge and agree that photographs, video and/or audio recordings may be taken of the exhibitor grants Kenosha County Fair the right to use the images in electronic and/or print distribution both now and in the future.
- n. Exhibits and projects may be taken by the exhibitor on Sunday of fair week 8/23/26 or 8/22/27) 7:00pm. Exhibits will not be released prior to 7:00pm. Vehicles needed to pick up large projects will be allowed on grounds starting at 7:30pm Sunday of fair week (8/23/26 or 8/22/27).

JUNIOR FAIR

- a. All exhibitors in the Junior Fair must purchase a \$12.00 exhibitor ticket which will serve as a season ticket and is valid for one admission each of the five days of the fair.
- b. All exhibitor tickets are non-transferable.
- c. There are no refunds of exhibitor tickets purchased.
- d. Junior Fair entries are to be done online by June 25th by the Exhibitor. Club Leaders are responsible for approving all the club members' online entries by July 1st of the exhibit year. All late entries must be submitted online no later than July 24th and approved online by the Club Leader by July 30th. Exhibitor will be notified by the Fair Office when late-entry tags are ready to be picked up by the Exhibitor. The Exhibitor must pay a \$1 late fee per item when picking up fair tags.
- e. Junior Fair entry tags, admission and parking passes can be picked up from the General Leader of each organization/club.
- f. All Junior Fair exhibitors will also be held to any regulations imposed by their organization/club, the Livestock Sales Team, and the Kenosha County Fair Association. Any person in violation of the rules will be subject to disciplinary action deemed appropriate by the aforementioned groups.
- g. Additional Junior Fair rules are stated in the pages prior to the Junior Fair Premium List, page 33.
- h. A Junior Fair Exhibitor wishing to enter Open Class can upgrade their Junior Exhibitor Ticket to a Dual Exhibitor ticket for an additional \$5.00. An entry form for both the Junior Fair and Open Class must be submitted by the respective deadline dates.
- i. Parking is free in the general parking area. Exhibitors may purchase a season reserved parking ticket for \$25.00.
- j. The Fair Association will take every precaution for the safekeeping of all stock or articles on exhibition after the arrival and arrangement, but the Association will not be responsible for any loss or damage that may occur.
- k. After judging has taken place, the exhibitor's name attached to the animal or article may be exhibited.
- l. As deemed necessary, the Fair Association reserves the right to assign or alter space in buildings.
- m. Animals and articles will remain at the Fair from the date of entry through the close of the Fair. No articles will be removed from the Fair property before 7PM Sunday (walk out only). Vehicles will be allowed on

the grounds as of 7:30PM on the Sunday of the Fair to remove animals/articles. All articles must be removed by noon on the Monday following the last day of the Fair. Any articles not removed will be left at risk of the owner. All exhibits remaining after 3 days will become property of the Kenosha County Fair. Any exhibit not picked up by October 1st will be disposed of. The only exception to release times are Market Animals. They may leave starting at 4PM but stalls and decorations remain the same as the other removal times.

- n. Entries or animals cannot be dropped off or off loaded if the exhibitor is not listed on the exhibitor list provided by the fair (i.e. If John Doe is going to show a pig but doesn't have an entry form they cannot off load.).
- o. All judges have been carefully selected. All persons making entries accept these judges and agree to abide by their decisions. Any person interfering with judges' deliberations or decisions shall be barred from competing in that particular class. Judges are approved and certified by the Wisconsin Department of Agriculture. All judges' decisions are final.
- p. If necessary, the starting time of any event may be adjusted.
- q. Premiums will be paid as soon as possible after the close of the Fair.
- r. Camping space is available for exhibitors and vendors. Fees apply and space must be reserved and paid for on our website (www.kenoshacofair.com) or in the Fair Office. Camping reservations can be made 365 days in advance on a first come first serve basis. Anyone not listed on your registration for your site or are staying in barns overnight will be required to have a wristband issued by the Kenosha County Fair Public Safety.
- s. The official Fair Veterinarian is Bristol Veterinary Service, Dr. Megan Curran - staff will be at the fairgrounds each day, although not at a set time each day. If you have an animal that you would like the veterinarian to check when they are on the grounds, please leave the information with the Fair Office. The Fair Office will communicate your request to the veterinarian. The veterinarian will check your animal the next time he/she is on the fairgrounds. However, if any treatment is administered, the exhibitor will be responsible for the costs of the treatment. If the veterinarian treats your animal, and it will be sold in the Youth Livestock Sale or Small Animal Sale, you will need to come to the Fair Office and fill out the appropriate treatment form. If an animal needs to be checked immediately, it is the responsibility of the exhibitor to contact their own veterinarian for any attention or treatment.

General Rules/Information of the Kenosha County Fair Association:

1. No alcoholic beverages are allowed to be brought onto the Fairgrounds. No open containers shall be brought into the exhibit barns.
2. The public is notified that the law gives the Fair Association full jurisdiction and control of the Fairgrounds.
3. All space for the erection of booths must be secured from the Kenosha County Fair Association at rates specified and must be paid in advance.
4. The Kenosha County Fair Association requires all people entering the grounds to pay an admission fee. This applies to Fair Officials, employees, exhibitors, concessionaires and fair guests. No refunds will be given on advance sale or daily tickets. Upon leaving the fairgrounds, a wristband can be secured to your wrist, ensuring same day re-entry. Any person losing their admission ticket will be required to purchase a new ticket.
5. Lifetime Members of the Kenosha County Fair Association are admitted to the Fairgrounds at no cost by showing their Lifetime Pass and a photo ID. Lifetime Passes are not transferable. Any Lifetime Member who allows another individual to use their pass to gain admission to the Fair will risk their membership in the Association and the pass for that year will be confiscated.
6. The distribution of advertising materials on the grounds is not permitted. The tacking or posting of any advertisements, bill, posters, etc. other than within the space occupied by the exhibitor is prohibited. Anyone violating this rule is subject to a fine and/or removal from the Fairgrounds as Fair Officials determine.
7. The Kenosha County Fair Association reserves the right to change any of the General Rules and Regulations as necessary to ensure the safety of both exhibitor, employees, volunteers, and guests. It is the expectation of the Kenosha County Fair Association that all actions, displays and/or behaviors will promote a safe family experience and anything deemed to be inappropriate by the Fair Association will be grounds for removal and disqualification from the Kenosha County Fair.

STATE RULES AND REGULATIONS

AGRICULTURAL, TRADE & CONSUMER PROTECTION

Chapter ATPC 160 Subchapter 1 – General Requirements and Definitions

Please visit https://docs.legis.wisconsin.gov/code/admin_code/atcp/140/160/Title for the most up to date rules/regulations. A copy can always be given at the Fair Office if needed.

STATE, COUNTY AND DISTRICT ANIMAL HEALTH REQUIREMENTS

Exhibitors at County and District Fairs are required to comply with all of the statutory and regulatory provisions of the State of Wisconsin relating to animal health. All exhibitors must comply with the provisions set forth below.

If a fair or livestock exhibition lasts more than 24 hours, the sponsors shall appoint a licensed veterinarian to conduct a daily inspection of all livestock at the fair or exhibition. The veterinarian shall review all records and test results required under ATPC 11.62. If a fair or exhibition lasts less than 24 hours, all records or test results required under the ATPC 11.62 shall be reviewed by a licensed veterinarian or by the show chairperson.

The attending veterinarian shall conduct such tests and examinations as may be necessary to determine the disease status of any animal and shall exclude or cause the removal of any animal afflicted with or suspected of being afflicted

with any contagious, infectious or communicable disease.

This is a summary of DATCP animal health requirements for exhibition only. These requirements may change due to animal disease emergencies in Wisconsin or other states. It is always advisable to check with the Division of Animal Health (608-224-4872) for the most recent health requirements when planning to exhibit animals. Animals meeting exhibition requirements may not meet all import or movement requirements for other purposes. All Junior Fair Exhibitors must be active in either a Kenosha County 4H Club or a designated organization approved by the Board of Directors. They must meet all club's criteria to exhibit. Animals must be housed in Kenosha County unless approved by the Board of Directors.

Please visit https://datcp.wi.gov/Pages/Programs_Services/FairsShowsSpecialEvents.aspx for the most up to date requirements overall and for each breed. A copy can always be given at the Fair Office if needed.



2026 and 2027 OPEN CLASS CHECK IN AND JUDGING/SHOW SCHEDULE

Open Fair Department	Check-In Time	Judging Time	Judging Location
101 – Dairy Cattle	Tuesday, 5 - 9PM Wednesday, prior to 8AM	Friday, 9AM	Show & Sale Arena
102 – Beef Cattle	Tuesday, by 8PM	Thursday, 9:30AM	Show & Sale Arena
103 – Swine	Tuesday, by 3PM	Wednesday, 9AM	Show & Sale Arena
104 – Sheep	Tuesday, by 6PM	Wednesday, approx. 3:00PM (following the Swine Show)	Show & Sale Arena
105 – Goats	Tuesday, by 9PM	Thursday, approx. 3:30PM (following the Beef Show)	Show & Sale Arena
107 – Poultry	Tuesday, 5 – 9PM	Thursday, after lunch	Tent north of Poultry Barn
108 – Rabbits	Tuesday, 5 – 9PM	Friday, approx. 1PM (following Junior Rabbit Show)	Tent north of Rabbit Barn
114 – Plants and Soil Science	Tuesday, 2PM - 7PM	Wednesday, 9AM	Open Class Building
115 – Flowers and Plants – Divisions A - B	Tuesday, 2PM – 7PM	Wednesday, 9AM	Open Class Building
115 – Flowers and Plants – Division C	Friday, 8AM – Noon	Friday, 1PM	Open Class Building
116 – Natural Sciences	Tuesday, 2PM - 7PM	Friday, 10AM	Open Class Building
118 – Arts & Crafts	Tuesday, 2PM - 7PM	Wednesday, 9AM	Open Class Building
120 – Photography	Tuesday, 2PM - 7PM	Wednesday, 9AM	Open Class Building
125 – Foods and Nutrition - Divisions A – F - Division G - Division H - Division I	Wednesday, 2PM - 7PM Tues/Wed 2PM – 7PM Friday, 9AM – Noon Friday, 10:30AM – 12:30PM	Thursday, 9AM Thursday, 9AM Friday, 1PM Friday, following Division H	Open Class Building
126 – Clothing	Tuesday, 2PM - 7PM	Wednesday, 9AM	Open Class Building
126A – Quilting	Tuesday, 2PM - 7PM	Wednesday, 9AM	Open Class Building
127 – Knitting and Crocheting	Tuesday, 2PM – 7PM	Wednesday, 9AM	Open Class Building
128 – Home Furnishings (Woodworking under this department now)	Tuesday, 2PM - 7PM	Wednesday, 9AM	Open Class Building
156 – Youth	Wednesday, 2PM – 5PM	Wednesday, 6PM	Open Class Building

OPEN CLASS DEPARTMENT 150 - SPECIALS

All entries in Department 150 - Specials must be received by the date and time listed below. All entries will be released on Sunday of Fair week at 7PM (walk out only), 7:30PM (vehicles allowed on grounds).

DIVISION S - Fair Theme Exhibit by Department

2026 – Fun For The Whole Herd

2027- Footloose At The Fair

2026 SPECIALS

Premiums:

1st - \$50.00 2nd - \$25.00 3rd - \$15.00 4th - \$10.00

Class

1. **Plants and Soil Science** – A basket containing at least 5 red, white, and blue fruits and or vegetables grown by the exhibitor to honor the 250th Birthday of the United States. No larger than 18"x18". Accessories may be added. *Exhibit accepted Tuesday of fair week: 2PM - 7PM in the Open Class Building*
2. **Flowers and Plants** – "America the Beautiful" - Construct a bouquet of your homegrown flowers commemorating the 250th birthday of America. Follow rules for bouquet construction Dept. 115 Div. C. Exceptions: May use American flags within vase and may include grains (amber waves of grains...) and/or roadside wild flowers (purple mountains, above the fruited plains...etc.) *Exhibit accepted Friday of fair week: 8AM – Noon in the Open Class Building*
3. **Arts & Crafts** – Create a piece of jewelry (ring bracelet, necklace, hair piece) from an object in nature (ie: feathers, natural stones, plant material etc.) that highlights its natural element. Artistic expression and creativity is desired. *Exhibit accepted Tuesday of fair week: 2PM – 7PM in the Open Class Building*
4. **Photography** – Happy 250th Birthday, America! : A Collection of 4 images (no less than 4" on any side) celebrating the U.S.A. Must follow the rules in the Photography Dept. 120. Must be 4 separate photos, mounted on a 14"x14" black mounting board. *Exhibit accepted Tuesday of fair week: 2PM – 7PM in the Open Class Building*
5. **Foods & Nutrition** – Celebrating 250 Years of the United States of America- Decorate a 2 tier styrofoam cake in honor of America's history. Use suitable frosting and decorations. *Exhibit accepted Wednesday of fair week: 2PM – 7PM in the Open Class Building*
6. **Knitting and Crocheting** – Knit or crochet 4 unique hats or caps for your "herd": Include 2 adult size and 2 kid size *Exhibit accepted Tuesday of fair week: 2PM – 7PM in the Open Class Building*
7. **Sewing** – Sew 4 unique aprons for your "herd": Include 2 adult size and 2 children's size in different styles and/or colors. *Exhibit accepted Tuesday of fair week: 2PM – 7PM in the Open Class Building*
8. **Home Furnishings** – Wreath celebrating our Whole Country's 250th Birthday (any material except fresh plants/flowers may be used) *Exhibit accepted Tuesday of fair week: 2PM – 7PM in the Open Class Building*
9. **Quilting** – Quilted Wall Hanging of farm animal/animals, any shape with a maximum perimeter of 120 inches, any embellishment techniques. *Exhibit accepted Tuesday of fair week: 2PM – 7PM in the Open Class Building*

2027 SPECIALS

Premiums:

1st - \$50.00 2nd - \$25.00 3rd - \$15.00 4th - \$10.00

Class

1. **Plants and Soil Science** – Funniest foot made of 5 or more fruits, vegetables, or herbs grown by the exhibitor. NO larger than 18"x18". Must be easily moved. *Exhibit accepted Tuesday of fair week: 2PM - 7PM in the Open Class Building*
2. **Flowers and Plants** – "Under A Foot and In A Shoe"- Construct an arrangement of your homegrown flowers in one or a pair of baby or child's shoes. Follow rules for arrangement construction Dept. 115 Div. C. Remember NO accessories allowed. Arrangements will not be placed in niches. Arrangements must not exceed one foot width, height, or depth- being our theme is "Footloose at the Fair" *Exhibit accepted Tuesday of fair week: 2PM – 7PM in the Open Class Building*
3. **Arts & Crafts** – Create a set of 3 Vegetable and/or Herb garden plant markers no larger than 12" in length for outdoor garden use. *Exhibit accepted Tuesday of fair week: 2PM – 7PM in the Open Class Building*
4. **Photography** – Marvelous Midwest: A collection of 4 images (no less than 4" on any side) representing life in the Midwest. Must follow the rules in the Photography Dept. 120. Must be 4 separate photos, mounted on 14"x14" black mounting board. *Exhibit accepted Tuesday of fair week: 2PM – 7PM in the Open Class Building*
5. **Foods & Nutrition** – Festive Platter of 16 Decorated Holiday Cookies- 4 distinctly different cookie flavors and decorations. Identify holiday and cookie flavors. *Exhibit accepted Wednesday of fair week: 2PM – 7PM in the Open Class Building*
6. **Knitting and Crocheting** – Knit or crochet slippers, shoes, or boots for a teenager or adult *Exhibit accepted Tuesday of fair week: 2PM – 7PM in the Open Class Building*
7. **Sewing** – Sew a 1980's Footloose style skirt, dress, or jumper for any age teenager or adult. *Exhibit accepted Tuesday of fair week: 2PM – 7PM in the Open Class Building*
8. **Home Furnishings** – Floral Arrangement in any type of Footwear for one foot- may use silk, dried, or any other type of artificial flowers (NO fresh materials) *Exhibit accepted Tuesday of fair week: 2PM – 7PM in the Open Class Building*
9. **Quilting** – Quilt a weekend getaway tote bag, minimum size 14"x14x", excluding handles, using any fun, fair themed fabrics. *Exhibit accepted Tuesday of fair week: 2PM – 7PM in the Open Class Building*

OPEN CLASS PREMIUM LIST

OPEN CLASS DEPARTMENT 101 - DAIRY CATTLE

- A. Hour of Judging - Friday 9:00AM
- B. Dairy Cattle (Grade and Registered)
- C. Order of Judging: 1st Holstein, 2nd Guernsey, 3rd Ayrshire, 4th Brown Swiss, 5th Jersey
- D. See Definitions ATCP 160.08 in front of book
- E. All entries must be in assigned barn by Wednesday prior to 8AM.
- F. Release time: Sunday 7PM (walk out only) & 7:30PM (vehicles)
- G. Stall Fee - \$1.00 per head
- H. Refer to Animal Health Requirements in front of book

Division Letter:

- | | |
|------------------------|-----------------------|
| A - Holstein/Red-White | D - Brown Swiss |
| B - Guernsey | E - Ayrshire |
| C - Jersey | F - Milking Shorthorn |

Premiums: 1st - \$13.50 2nd - \$10.50 3rd - \$9.00 4th - \$7.50
Class #:

- | | |
|------------------------|------------------------|
| 1. Bull calf, Spring | 3. Heifer calf, Winter |
| 2. Heifer calf, Spring | 4. Heifer calf, Fall |

Premiums: 1st - \$15.00 2nd - \$12.00 3rd - \$10.50 4th - \$9.00
5. Heifer calf, Summer yearling 8. Heifer calf, Fall yearling
6. Heifer calf, Spring yearling 9. Unfreshened Two-Year Old
7. Heifer calf, Winter yearling

Premiums: 1st - \$18.00 2nd - \$15.00 3rd - \$12.00 4th - \$9.00
10. Junior Two-Year Old 11. Senior Two-Year Old

Premiums: 1st - \$21.00 2nd - \$18.00 3rd - \$15.00 4th - \$12.00
12. Cow, 3 years 13. Cow, 4 years

Premiums: 1st - \$27.00 2nd - \$24.00 3rd - \$21.00 4th - \$18.00
14. Cow, 5 years 16. Cow, 7 years and older
15. Cow, 6 years

Premiums: 1st - \$21.00 2nd - \$18.00 3rd - \$15.00 4th - \$12.00
17. Dry Cow, 3-year old 19. Dry Cow, 5 years and older
18. Dry Cow, 4-year old

Premiums: 1st - \$18.00 2nd - \$15.00 3rd - \$12.00 4th - \$9.00
20. Produce of Dam 21. Dam and Offspring

Premiums: (Trophies)

22. Get of Sire – three animals of any age (not more than one may be a bull) which are the offspring of the same bull. The name of the sire shall be designated by the exhibitor. The animals need not be owned by a single exhibitor.

Trophies and Awards

Champion Male (Holstein only)

Junior Champion (for each breed exhibited)

Senior Champion (for each breed exhibited)

Grand Champion (for each breed)

Supreme Champion Overall (all breed winners compete)

DAIRY FUTURITY

This show will take place at NOON on Friday during the Dairy Show. Dairy Futurity is open to children 10 years of age and under NOT exhibiting in the Junior Show. The participant must be assisted by the calf owner, family member, or a Junior Fair Exhibitor at least 15 years of age during the show.

Children may exhibit one dairy calf of any breed, born between May 1st and June 15th of the current year. Both the calf and handler should be dressed in a

costume with the theme aimed towards the promotion and/or consumption of dairy products. All calves are to be at the fairgrounds by NOON on Wednesday of Fair. Participants must notify superintendents of entry by August 1st of the current Fair year.

The participant is judged on how well he or she presents the calf (i.e. how well calf leads and is groomed - no body clipping required). The participants are also judged on how well his or her theme promotes milk and milk based products, as well as the having opportunity to drink a carton milk (which will be provided).

The winner(s) will receive a trophy.

OPEN CLASS DEPARTMENT 102 - BEEF CATTLE

- A. Hour of Judging - Thursday 9:30AM
- B. See Definitions ATCP 160.08, in front of book
- C. Breed - Purebreds only; non-purebred heifers should register as a crossbred heifer.
- D. Release time - Sunday 7PM (walkout only) & 7:30PM (vehicles)
- E. All entries must be in assigned beef barn by Tuesday between 12-8PM.
- F. Stall Fee = \$1.00 per head
- G. Refer to Animal Health Requirements in front of book.
- H. A Junior Fair heifer can be shown by another non-Junior Fair exhibitor
- I. Grooming equipment: Each exhibitor will be allowed a rice brush, a curry comb, a scotch comb, clippers, blower and one grooming chute.
- J. Fit Show Rules: We will strictly follow the guidelines of Wisconsin State Fair rules for a fit show. If papers are provided at weigh in and we have 3 or more in that class, you will have to show in that breed class. If there are not enough to make a class, you will have the option to be put in AOB or Crossbred classes.

1. The beef show will be a full fit show, however, an exhibitor is not required to fit his/her cattle to participate in the show. The Kenosha County Fair will adhere to Wisconsin State Fair fitting and ethics rules for all exhibitors (whether fitting their cattle or not) and are as follows: Source https://wistatefair.com/pdfs/competitions/entry_info/junior_rules_and_regs.pdf

2. To maintain a high degree of confidence and integrity in the livestock shows, Kenosha County Fair reserves the right to disqualify any animal fitted in an unethical manner and disqualify the exhibitor. Unethical fitting is prohibited and shall include but is not limited to:

- Any injection of gas, solid or liquid to alter the normal conformation.
- Treating the udder internally or externally with an irritant or other substance to artificially improve conformation is prohibited.
- Any cutting or tearing of the hide, cutting, or tearing underneath the hide, or removal of tissue to alter the shape or appearance is prohibited.
- Attempts to disrupt or change normal dental development, dyeing or coloring of hair to change/alter natural hair color or pattern, adding artificial tail heads, switches, polls, hair, and heels, as well as any attempt to change the conformation and degree of firmness by administration of fluids internally or externally in a liquid or solid state is prohibited.
- The use of clenbuterol is prohibited.

3. PROHIBITED PRACTICES - THE FOLLOWING PRACTICES ARE PROHIBITED

- Treating or massaging any part of the animal's body, internally or externally, with an irritant, counterirritant, or other substance to temporarily improve conformation.
- Surgical alterations, excluding the removal of warts or horns
- Use of Injections
- Use of electrical contrivances
- Feeding of material not conducive to the health of the animal, safety of food or marketability of its carcass
- Artificially filling animals by drenching, stomach pumping, or airing injections
- Alternative treatments and therapeutic practices including but

not limited to: Acupuncture, Chiropractic Services, Massage Therapy, Therapeutic Laser, PEMF Magnetic therapy (i.e. Magna Wave), Kinesiology tape (i.e. KT tape), Muscle Stimulators (i.e. Tens Unit), theraplate

- K. A wristband will be issued which must be worn while participating and/or assisting with their family member's grooming activities. Lost or broken wristbands must be replaced immediately by a beef superintendent. Failure to have the appropriate wristband may result in disqualification of the animal from exhibition/show and possible removal of the non-compliant person from the Fairgrounds for interfering with Junior Fair rules beef exhibitor
- L. Market Animals will be released at 4:00pm Sunday of Fair Week (8/23/26 or 8/22/27)
- M. Mandatory meeting for all Open Class Beef Exhibitors the last Wednesday in July. Exhibitors will be contacted by the Open Class Beef Superintendent regarding specific time & place on Fairgrounds. Stalls and decorations must remain intact until general release times.

Division Letter:

- | | |
|----------------|---------------------|
| A - Herefords | E - Simmental |
| B - Shorthorns | F - Crossbred |
| C - Angus | G - Any Other Breed |
| D - Charolais | |

Premiums: 1st - \$13.50 2nd - \$10.50 3rd - \$7.50 4th - \$5.00
Class #:

- | | |
|----------------------|----------------------|
| 1. Bull calf, Junior | 2. Bull calf, Senior |
|----------------------|----------------------|

Premiums: 1st - \$18.00 2nd - \$15.00 3rd - \$12.00 4th - \$9.00

- | | |
|--------------------------|--------------------------|
| 3. Bull, Summer yearling | 4. Bull, Junior yearling |
|--------------------------|--------------------------|

Premiums: 1st - \$21.00 2nd - \$18.00 3rd - \$15.00 4th - \$12.00

- | |
|--------------------------|
| 5. Bull, Senior yearling |
|--------------------------|

Premiums: 1st - \$18.00 2nd - \$15.00 3rd - \$12.00 4th - \$9.00

- | |
|--|
| 6. Prospect Steer – junior calf (born in March or April of exhibit year) |
| 7. Prospect Steer – senior calf (born in Jan or Feb of exhibit year) |

Premiums: 1st - \$13.50 2nd - \$10.50 3rd - \$7.50 4th - \$5.00

- | | |
|------------------------|------------------------|
| 8. Heifer, calf junior | 9. Heifer, calf senior |
|------------------------|------------------------|

Premiums: 1st - \$18.00 2nd - \$15.00 3rd - \$12.00 4th - \$9.00

- | |
|-----------------------------|
| 10. Heifer, Summer yearling |
|-----------------------------|

Premiums: 1st - \$21.00 2nd - \$15.00 3rd - \$12.00 4th - \$9.00

- | |
|-----------------------------|
| 11. Heifer, Junior yearling |
|-----------------------------|

Premiums: 1st - \$21.00 2nd - \$18.00 3rd - \$15.00 4th - \$12.00

- | |
|-----------------------------|
| 12. Heifer, Senior yearling |
|-----------------------------|

Premiums: 1st - \$21.00 2nd - \$12.00 3rd - \$9.00 4th - \$6.00

- | |
|-----------------------|
| 13. Cow, over 2 years |
|-----------------------|

Premiums: 1st - \$15.00 2nd - \$12.00 3rd - \$9.00 4th - \$6.00

- | | |
|------------------------|--|
| 14. Junior Get of Sire | 16. Pair of calves, (1 bull, 1 heifer) |
| 15. Senior Get of Sire | |

Champion Bull Overall & Champion Female Overall (Ribbon)

Division Letter: H - MARKET CLASSES

- A. Beef breeds, Crossbred beef, Dairy beef crosses and Dairy beef
- B. All breeds shown together

Premiums: 1st - \$13.50 2nd - \$10.50 3rd - \$7.50 4th - \$5.00

Class #:

- | |
|-----------------------|
| 1. Steer, Senior calf |
|-----------------------|

Premiums: 1st - \$15.00 2nd - \$12.00 3rd - \$9.00 4th - \$6.00

- | | |
|---------------------------|---------------------------|
| 2. Steer, Summer yearling | 3. Steer, Junior yearling |
|---------------------------|---------------------------|

Reserve Champion & Grand Champion (Ribbon)

OPEN CLASS DEPARTMENT 103 - SWINE

- A. Hour of Judging - Wednesday at 9 AM
- B. All entries must be in assigned pens by Tuesday at 2 PM. Weigh-in will begin at 2:30PM.
- C. Refer to Animal Health Requirements in front of book.
- D. All Swine exhibited must have Health papers as required from veterinarian.
- E. Registry paper must be presented to Superintendent
- F. See Definitions ATCP 160.08 in front of book.
- G. Release time - 7PM (walk out only) & 7:30PM (vehicles) Sunday
- H. Pen Fee - \$1.00 per head
- I. Exhibitor tag must be presented to Superintendent for all Open Class swine at unloading
- J. Premise ID must be submitted to Superintendent for all Open Class swine before unloading
- K. The Swine Show is a terminal, or a kill show. Any hog that is on the fairgrounds will be bound for slaughter.
- L. Market Animals will be released at 4:00pm Sunday of Fair Week (8/23/26 or 8/22/27) Stalls and decorations must remain intact until general release times.

Division Letter: A - MARKET

Premiums: 1st - \$9.00 2nd - \$7.50 3rd - \$6.00 4th - \$4.50

Class #:

- | | |
|------------------|---------------------|
| 1. Duroc | 6. Yorkshire |
| 2. Chester White | 7. Berkshire |
| 3. Poland China | 8. Hereford |
| 4. Spot | 9. All Other Breeds |
| 5. Hampshire | 10. Crossbred |

OPEN CLASS DEPARTMENT 104 - SHEEP

- A. Hour of Judging - Wednesday at 3 PM
- B. All animals must be in place by 6PM Tuesday night of the Fair.
- C. Registered Columbia, Corriedale, Ramboillet and Targhee shall be shown with two inches of wool or less. All meat breeds shall have been completely shorn not more than 2 months not less than 2 weeks prior to show date.
- D. Sheep must bear Scrapie tags.
- E. All animals entered must be owned by exhibitors. Ownership must be checked by superintendent.
- F. See Definitions ATCP 160.08 in front of book
- G. Release time: 7:00PM (walk out only) & 7:30PM (vehicles) Sunday
- H. Pen Fee - \$1.00 per head
- I. Refer to Animal Health Requirements in front of book

Division Letter:

- | | |
|----------------|-------------------------------------|
| A - Shropshire | G - Dorset |
| B - Corriedale | H - Oxford |
| C - Cheviot | I - Dorset Advantage |
| D - Southdown | J - Any other breed |
| E - Hampshire | K - Natural color - any other breed |
| F - Suffolk | L - Dorper |

Premiums: 1st - \$7.50 2nd - \$6.00 3rd - \$4.50 4th - \$3.00

Class #:

- | | |
|--|---|
| 1. Spring Ram Lamb | 8. Yearling Ewe |
| 2. Fall Ram Lamb | 9. Pen of 2 yearling Lambs, bred and owned by exhibitor |
| 3. Pen of 2 Ram Lambs, bred and owned by exhibitor | 10. Mature Ewe |
| 4. Yearling Ram | 11. Get of Sire |
| 5. Spring Ewe Lamb | 12. Exhibitor Flock |
| 6. Fall Ewe Lamb | |
| 7. Pen of 2 Ewe Lambs, bred and owned by exhibitor | |

Champion Ram & Champion Ewe (Ribbon)

Division Letter: M - MARKET CLASS

- A. All breeds shown together - may be Purebred, Crossbred or Grades
- B. Only whether lambs or ewe lambs not shown in breeding classes are eligible
- C. Market Animals will be released at 4:00pm Sunday of Fair Week (8/23/26 or 8/22/27) Stalls and decorations must remain intact until general release times.

Premiums: 1st - \$7.50 2nd - \$6.00 3rd - \$4.50 4th - \$3.00

Class #:

- 1. Market lamb
- 2. Pen of market lambs

OPEN CLASS DEPARTMENT 105 - GOATS

- A. Hour of Judging - Thursday afternoon following the Beef Show in the Show & Sale Arena.
- B. Refer to Animal Health Requirements in front of book.
- C. All goats must be in place by Tuesday, 9PM.
- D. Pen fee \$1.00 per head.
- E. All animals entered must be owned by exhibitors at the close of entries. Registration and ownership will be checked by superintendent.
- F. Rules governing livestock exhibitors listed previously in this book will apply.
- G. See definitions ATCP 160.08 in front of book.
- H. Goats will full natural horns may not be entered unless full natural horns are standard for a specific breed (i.e. Market Breeding Stock Does). Dairy goats must be neatly disbudded or dehorned (if not naturally polled) and scurs should be less than 2 inches. Goat superintendent reserves the right to disqualify, remove or isolate goats deemed unsafe.
- I. Junior Fair livestock have priority to a pen/stall at the Fair. Open Class will be allowed to have the remaining. If there is no room to house animals, the open class animals cannot stay at the Fair. You may have to reduce entries. Stall fees will be reimbursed.
- J. Release time - 7PM (walk out only) and 7:30PM (vehicles) on Sunday.
- K. Market Animals will be released at 4:00pm Sunday of Fair Week (8/23/26 or 8/22/27) Stalls and decorations must remain intact until general release times.

Age Classification for Current Year:

Junior Doe Kid: Born May of current year or after

Intermediate Doe Kid: Born March - April of current year

Senior Doe Kid: January - February of current year

Junior Yearling: Born August 1 - December 31 of two preceding exhibit years

Senior Yearling: Born before August 1 two years preceding exhibit year and less than 24 months of age

Dairy Breed Classes

Division Letter:

- | | |
|--------------------|--------------------------------|
| A - Alpine | G - Nubian |
| B - Oberhasli | H - Recorded Grade |
| C - Lamancha | I - Toggenburg |
| D - Saanen | J - Any Other Breed |
| E - Nigerian Dwarf | (Guernsey, Pygmy, Mini Breeds) |
| F - Sable | |

Animals in classes 1-5 must not have ever freshened

Premiums: 1st - \$6.00 2nd - \$4.50 3rd - \$3.00 4th - \$2.00

Class #:

- 1. Junior Doe Kid
- 2. Intermediate Doe Kid

Premiums: 1st - \$7.50 2nd - \$6.00 3rd - \$4.50 4th - \$3.00

- 3. Senior Doe Kid)

Premiums: 1st - \$6.00 2nd - \$4.50 3rd - \$3.00 4th - \$2.00

- 4. Junior Yearling Doe

Premiums: 1st - \$7.50 2nd - \$6.00 3rd - \$4.50 4th - \$3.00

- 5. Senior Yearling Doe

Animals in classes 6-10 must have freshened

Premiums: 1st - \$7.50 2nd - \$6.00 3rd - \$4.50 4th - \$3.00

- 6. Yearling Milker Doe, under 2 years in milk
- 7. Junior Milker Doe, 2 years and under 3
- 8. Senior Milker Doe, 3 years and under 4
- 9. Mature Milker Doe, 4 years and under 5
- 10. Senior Aged Doe, 5 years and over

Market Breeding Doe Classes

Premiums: 1st - \$6.00 2nd - \$4.50 3rd - \$3.00 4th - \$2.00

Division #:

K - Boer

L - Any other Market Breed (Kiko, Spanish, Boer, Texmaster/Genemaster, Kinder, Tennessee Meat Goat, Savannah, Myotonic)

M - Any other Crossbred Market (up to 50% dairy breed allowed)

Class #:

- 1. Breeding Doe - Doeling (under 12 months)
- 2. Breeding Doe - Yearling (12 - 24 months)
- 3. Breeding Doe - Aged Doe (24 months and above)

After each breed a Champion and Reserve Champion of Breed will be chosen (Ribbons)

Grand & Reserve Grand Champion of Show (Ribbons)

OPEN CLASS DEPARTMENT 107 - POULTRY

- A. Hour of Judging - Thursday after lunch.
- B. Exhibitors may enter only one entry in each class number for each division.
- C. All varieties are as recognized and defined by the Standard of Perfection.
- D. **Poultry entries will be accepted between 5 PM and 9 PM on Tuesday.**
- E. No Open Class poultry qualifies for Small Animal Sale or will be sold at the Fair.
- F. Water dishes and feed cups will be provided. Exhibitors NEED to periodically check on their exhibits. You must provide your own feed and feed your birds. Feed can not be stored in barn.
- G. Refer to Animal Health Regulations in the front of this book.
- H. Definitions of types of birds listed below.
- I. BIRDS WILL NOT BE PENNED WITHOUT PAPERS. Pullorum Typhoid Free Certificates required. Birds residing outside Wisconsin must have Pullorum papers, Premise ID and a 9-3 Form or Veterinary Inspection Certificate.
- J. Release time - 7:00PM (walk out only) & 7:30PM (vehicles) Sunday
- K. Pen Fee - \$0.50 per head.
- L. All poultry over 4 months of age and turkeys over 6 months of age, shall be accompanied by documentation of a negative test for Pullorum-Typhoid conducted within 90 days of arrival at the Fair or originate from a flock designated as "U.S. Pullorum-Typhoid Clear". The test for turkeys is different than for chickens and must be done by someone certified to test turkeys or a veterinarian.
- M. Judges' decision is final once awards are presented to exhibitor.
- N. Age classifications. The date of hatching for determining the distinction between young and old is January 1st of the exhibit year. Age classification and Poultry categories are as follows:

	OLD		YOUNG	
	Male	Female	Male	Female
Chickens	Cock	Hen	Cockerel	Pullet
Ducks	Old Drake	Old Duck	Young Drake	Young Duck
Geese	Old Gander	Old Goose	Young Gander	Young Goose
Turkeys	Old Tom	Old Hen	Young Tom	Young Hen
Pigeons	Old Cock	Old Hen	Young Cock	Young Hen

Division: A - TURKEY

Class No.

Premiums: 1st - \$2.25 2nd - \$1.75 3rd - \$1.50 4th - \$1.25

Old Tom Old Hen Young Tom Young Hen

1	2	3	4	Beltsville Small White
5	6	7	8	Black
9	10	11	12	Bourbon Red
13	14	15	16	Bronze
17	18	19	20	Narragansett
21	22	23	24	Royal Palm
25	26	27	28	Slate
29	30	31	32	White Holland (Commercially known as Broad White or Large Whites)
33	34	35	36	Any Other Turkey

Division: B - DUCKS

Class #

Premiums: 1st - \$2.25 2nd - \$1.75 3rd - \$1.50 4th - \$1.25

Old Drake Old Duck Young Drake Young Duck

Heavy Weight

1	2	3	4	Aylesbury
5	6	7	8	Muscovy
9	10	11	12	Pekin
13	14	15	16	Rouen
17	18	19	20	Any Other Heavy Weight

Medium Weight

21	22	23	24	Cayuga
25	26	27	28	Buff
29	30	31	32	Swedish
33	34	35	36	Crested
37	38	39	40	Any Other Medium Weight

Light Weight

41	42	43	44	Runner
45	46	47	48	Campbell
49	50	51	52	Magpie
53	54	55	56	Welsh Harlequin
57	58	59	60	Any Other Light Weight

Bantam Duck

61	62	63	64	Call, white
65	66	67	68	Any other Call
69	70	71	72	Mallard
73	74	75	76	East Indie
77	78	79	80	Any Other Bantam Duck

Division: C - GEESE

Class #

Premiums: 1st - \$2.25 2nd - \$1.75 3rd - \$1.50 4th - \$1.25

Old Gander Old Goose Young Gander Young Goose

Heavy Weight

1	2	3	4	African
5	6	7	8	Emden
9	10	11	12	Toulouse
13	14	15	16	Any Other Heavy Weight

Medium Weight

17	18	19	20	American Buff
21	22	23	24	Pilgrim
25	26	27	28	Saddleback Pomeranian
29	30	31	32	Sebastopol
33	34	35	36	Any Other Medium Weight

Light Weight

37	38	39	40	Chinese, brown
41	42	43	44	Chinese, white
45	46	47	48	Canada
49	50	51	52	Egyptian
53	54	55	56	Tuffed Roman
57	58	59	60	Any Other Light Weight

Division: D - LARGE FOWL

Class #

Premiums: 1st - \$2.25 2nd - \$1.75 3rd - \$1.50 4th - \$1.25

Cock Hen Cockerel Pullet

American

1	2	3	4	White Plymouth Rock
5	6	7	8	Any other color - Plymouth Rock
9	10	11	12	Wyandotte - White
13	14	15	16	Wyandotte - Any other
17	18	19	20	Rhode Island Red
21	22	23	24	Jersey Giants
25	26	27	28	New Hampshire
29	30	31	32	Any other APA recognized American (examples: Dominiques, Buckeyes, Javas)

Asiatic

33	34	35	36	Light Brahmas
37	38	39	40	Buff Brahmas
41	42	43	44	Any other color Brahmas
45	46	47	48	Cochins
49	50	51	52	Langshan
53	54	55	56	Any other color APA recognized Asiatic

English

57	58	59	60	Orpingtons
61	62	63	64	Australorps
65	66	67	68	Cornish
69	70	71	72	Any other APA recognized English

Mediterranean

73	74	75	76	White Leghorns
77	78	79	80	Brown Leghorns
81	82	83	84	Minorcas
85	86	87	88	Any other APA recognized Mediterranean (examples: Sicilian, Buttercups, Andalusians, Anconas)

Continental

89	90	91	92	Polish
93	94	95	96	Hamburg
97	98	99	100	Campine
101	102	103	104	Any other APA recognized Continental Class

All Other Standard Breeds

105	106	107	108	Sumatra
109	110	111	112	Phoenix
113	114	115	116	Ameraucana
117	118	119	120	Any other APA recognized Standard Breeds (example: Yokohamas)

Division: E - BANTAM CHICKENS**Class #**

Premiums: 1st - \$2.25 2nd - \$1.75 3rd - \$1.50 4th - \$1.25

Game Bantam

Cock	Hen	Cockerel	Pullet	
1	2	3	4	Modern
5	6	7	8	Old English
9	10	11	12	American Game
13	14	15	16	Any Other Game

Single Comb Clean Legged

17	18	19	20	Leghorns
21	22	23	24	Japanese
25	26	27	28	New Hampshire
29	30	31	32	Plymouth Rocks
33	34	35	36	Rhode Island Red
37	38	39	40	Australorp
41	42	43	44	Any other APA recognized SCCL (example: Dutch, Delawares)

Rose Comb Clean Legged

45	46	47	48	Belgian Bearded
				D'Anvers
49	50	51	52	Leghorns
53	54	55	56	Rhode Island Red
57	58	59	60	Rosecombs
61	62	63	64	Sebrights
65	66	67	68	Wyandottes - Black
69	70	71	72	Wyandottes - White
73	74	75	76	Wyandottes - Any other
77	78	79	80	Any other APA recognized RCCL (example: Hamburgs)

Any other Comb Clean Legged

81	82	83	84	Ameraucana
85	86	87	88	Cornish
89	90	91	92	Polish
93	94	95	96	Any other APA recognized AOCCL (example: Sumatras, Houdans, Araucanas)

Feather Legged

97	98	99	100	Brahmas
101	102	103	104	Cochins, white
105	106	107	108	Cochins, black
109	110	111	112	Cochins, buff
113	114	115	116	Any other Cochins
117	118	119	120	Silkie, whites
121	122	123	124	Any other Silkies
125	126	127	128	Langshans
129	130	131	132	Belgian D 'Uccle, Mille Fleur
133	134	135	136	Any other Belgian D 'Uccle
137	138	139	140	Any other APA recognized Feather Legged (example: Faverolles, Sultans)

Division: F - PIGEONS**Class #**

Premiums: 1st - \$2.25 2nd - \$1.75 3rd - \$1.50 4th - \$1.25

Old Tom	Old Hen	Young Tom	Young Hen	
1	2	3	4	Performing or Sporting Breeds
5	6	7	8	Utility Breeds
9	10	11	12	Fancy Breeds

Division: G - HELMETED GUINEA FOWL**Class #**

Premiums: 1st - \$2.25 2nd - \$1.75 3rd - \$1.50 4th - \$1.25

Cock	Hen	Cockerel	Pullet	
1	2	3	4	Lavender
5	6	7	8	White
9	10	11	12	Pearl

OPEN CLASS DEPARTMENT 108 - RABBITS

- Hour of Judging - Friday, following Junior Fair Judging (approximately 1:00 PM)
- All entries must be in cages between 5PM and 9PM on Tuesday.
- Unlimited exhibits per exhibitor. Only one entry per class number. Breed of rabbit must be given on entry tag.
- Adult attendants will feed and water all rabbits. All dishes will be provided, no other dishes allowed. If you desire a water bottle for your rabbit, you will be allowed to bring your own. Exhibitors are to periodically check their rabbits.
- All rabbits must be tattooed before Tuesday of the fair.
- All varieties are as recognized and defined by the Standard of Perfection.
- All exhibitors must be present for judging.
- Release time: 7PM (walk out only) & 7:30PM (vehicles) Sunday
- Pen Fee - \$0.50 per head
- No open class rabbits qualify or will be sold at the Small Animal Sale.
- All exhibitors must provide their own feed.

Premiums for Divisions A-E:

1st - \$2.25 2nd - \$1.75 3rd - \$1.50 4th - \$1.25

Division: A - WOOLLY:

Buck Over 6mo.	Doe Over 6 mo.	Buck Under 6 mo.	Doe Under 6 mo.	
1	2	3	4	Angora
5	6	7	8	Fuzzy Lop
9	10	11	12	Lionhead
13	14	15	16	Wooly Jersey

Division: B - FANCY:

Buck Over 6mo.	Doe Over 6 mo.	Buck Under 6 mo.	Doe Under 6 mo.	
1	2	3	4	Angora
5	6	7	8	Britania Petite
9	10	11	12	Czech Frosty
13	14	15	16	Dutch
17	18	19	20	Dwarf Hotot
21	22	23	24	Florida White
25	26	27	28	Harlequin
29	30	31	32	Havana
33	34	35	36	Himalayan
37	38	39	40	Mini Lops
41	42	43	44	Mini Rex
45	46	47	48	Mini Satin
49	50	51	52	Netherland Dwarf
53	54	55	56	Polish
57	58	59	60	Rex
61	62	63	64	Rhinelander
65	66	67	68	Tans
69	70	71	72	Thrianta
73	74	75	76	Dwarf Papillon
77	78	79	80	Holland Lop
81	82	83	84	Any other Fancy (not cross)

Best and Reserve Fancy (ribbons)

Division: C – COMMERCIAL

Buck Over 8 months	Doe Over 8 months	Intermediate Buck 6 - 8 months	Intermediate Doe 6 - 8 months	Buck Under 6 months	Doe Under 6 months	
1	2	3	4	5	6	American Chinchilla
7	8	9	10	11	12	Californian
13	14	15	16	17	18	Cinnamon
19	20	21	22	23	24	Champagne d'Argent
25	26	27	28	29	30	Crème d'Argent
31	32	33	34	35	36	English Lop
37	38	39	40	41	42	Flemish Giant
43	44	45	46	47	48	French Lop
49	50	51	52	53	54	New Zealand
55	56	57	58	59	60	Palomino
61	62	63	64	65	66	Silver Fox
67	68	69	70	71	72	Satin
73	74	75	76	77	78	Any other commercial (not cross)

Best and Reserve Commercial (Ribbon)

Best of Show, Opposite of Show (Champion and Reserve Ribbons)

Best of Show, Best Opposite of Show, Champion Reserve (Ribbon)

Division: D - RABBIT FOR MEAT

Class #:

1. Single fryer - Crossbred or purebred. Not over 69 days of age, must weigh between 3 - 5 lbs., either sex, not to be shown in any other class.
2. Roaster rabbit - Crossbred or purebred, between 70 and 180 days of age, over 5 lbs., either sex, not to be shown in any other class.

Division: E - MEAT PEN

Class #:

1. Three rabbits of the same breed, color, and variety; crossbred or purebred. No rabbit may be over 69 days old and must weigh between 3 - 5 lbs.. Not to be shown in any other class.

Division: F - GET OF SIRE/PRODUCE OF DAM

Exhibit will consist of one animal which is the offspring of a rabbit shown (not bought) at the previous year's Kenosha County Fair. Only one rabbit or both may have been shown at the previous year's fair. Exhibitor must be able to furnish a parent to the rabbit being shown. Rabbits may be shown in another rabbit class. (Ribbons Only)

Class #:

1. Buck, any age or breed
2. Doe, any age or breed

An award will be presented for the Best Get of Sire, Produce of Dam exhibit of all breeds, ages and sexes.

OPEN CLASS DEPARTMENT 114 - PLANTS AND SOIL SCIENCE

- A. Check-in Time: Tuesday between 2PM and 7PM in the Open Class Building. See General Rules for All Exhibitors in the front of the book.
- B. Judging Time: Wednesday 9AM in the Open Class Building
- C. Release Time: Sunday 7PM (walk out only) & 7:30PM (vehicles)
- D. If entry tag is NOT correct or the exhibit is entered in the wrong division or class, the entry will be disqualified. It is the exhibitor's responsibility to make sure the entry tags are correct before judging and all changes to existing entry tags must be done by 6PM on Tuesday. No exceptions allowed.
- E. One entry will be allowed per exhibitor in any one class number. Farms may exhibit in the name of the farm. However, only one exhibitor number will be issued to the farm.

- F. A pamphlet titled, "Exhibiting and Judging Vegetables" is available at the UW-Extension office and offers many tips and hints for exhibitors for this Department.
- G. All entries must be grown by the exhibitor.
- H. Paper plates will be provided for all entries, as needed.
- I. Spray residue should be wiped off of entries.
- J. A Champion exhibit will be selected from the blue-ribbon exhibits in Division A, Division B and Division C.
- K. A Plants and Soil Science Department Grand Champion exhibit will be selected from the Champion exhibits of Division A, Division B or Division C.
- L. A "Judges Choice" ribbon may be given at the Judge's discretion to an outstanding exhibit in the Plants and Soil Science Department.

Division Letter: A - FIELD CROPS AND HERBS

Premiums: 1st - \$2.25 2nd - \$1.75 3rd - \$1.50 4th - \$1.25

Class #:

Farm Products

1. Any variety of yellow field corn (3 ears of current crop)
2. Any variety of yellow field corn (3 ears of previous year's crop)
3. Three stalks of field corn
4. Sweet corn, yellow (3 ears)
5. Sweet corn, bi-color or white (3 ears)
6. Popcorn, yellow or white (3 ears)
7. Popcorn, strawberry (3 ears)
8. Corn, multi-color harvest (3 ears)
9. Gourds, large swan, 1
10. Gourds, winged, 3
11. Gourds, warty, 3
12. Gourds, any other, 1

Grains in Sheaf (2 inches at upper band)

13. Bundle, winter wheat
14. Bundle, any variety oats
15. Bundle, broomcorn

Grasses in Sheaf (3 inches at lower band)

16. Bundle, alfalfa
17. Bundle, soybeans, any variety

OPEN CLASS DEPARTMENT 150 SPECIALS

- 2026 Plants and Soil Science** – A basket containing at least 5 red, white, and blue fruits and or vegetables grown by the exhibitor to honor the 250th Birthday of the United States. No larger than 18"x18". Accessories may be added. *Exhibit accepted Tuesday of fair week: 2PM - 7PM in the Open Class Building*
- 2027 Plants and Soil Science** – Funniest foot made of 5 or more fruits, vegetables, or herbs grown by the exhibitor. NO larger than 18"x18". Must be easily moved. *Exhibit accepted Tuesday of fair week: 2PM - 7PM in the Open Class Building*

POTATOES

Class #:

- | | |
|-----------------------------|---|
| 18. Yukon Gold, plate of 3 | 24. Any other red variety properly named, plate of 3 |
| 19. Kennebeck, plate of 3 | 25. Any other white variety, properly named, plate of 3 |
| 20. Red Pontiac, plate of 3 | 26. Any other gold variety, properly named, plate of 3 |
| 21. Red Pontiac, plate of 3 | |
| 22. Superior, plate of 3 | |
| 23. Norland, plate of 3 | |

HERBS (5 stems of each, displayed in water)

- | | |
|-------------|------------------------------------|
| 27. Basil | 33. Rosemary |
| 28. Chives | 34. Sage |
| 29. Dill | 35. Tarragon |
| 30. Mint | 36. Thyme |
| 31. Oregano | 37. Any other herb, properly named |
| 32. Parsley | |

A Champion Exhibit of Division A will be selected from the blue-ribbon exhibits.

Division Letter: B - VEGETABLES

Class #:

1. Beans, lima, 10 pods
2. Beans, green snap, stems and tips on, 10 pods
3. Beans, wax snap, stems and tips on, 10 pods
4. Beets, table, trim tops to 3", leave root on, 3
5. Broccoli, green sprouting, 1 head long
6. Brussel Sprouts, 10 sprouts
7. Cabbage, market or table, 1 head
8. Cabbage, kraut, 1 head
9. Cabbage, red, 1 head
10. Cabbage, savoy, 1 head
11. Carrots, under 5", trim tops to 3", 3
12. Carrots, over 5", trim tops to 3", 3
13. Cauliflower, 1 head
14. Celery, 1 plant
15. Chard, 6 leaves
16. Cucumbers, dill pickle size, 3" - 5" long, 6
17. Cucumbers, slicing, over 5", 3
18. Cucumbers, pickle size, under 3", 10
19. Cucumbers, burpless, 3
20. Eggplant, 2
21. Garlic, trim tops to 1/2" - 1" and roots to 1/4" - 1/2", 3 bulbs
22. Kale, 6 leaves
23. Kohlrabi, trim tops to 3", 3
24. Leeks, 3
25. Muskmelon, 1
26. Okra, 3
27. Onions, green bunching, trim tops to 6", 6
28. Onions, mature, white, trim tops to 1", 3
29. Onions, mature, red, trim tops to 1", 3
30. Onions, mature, yellow, trim tops to 1", 3
31. Onions, Spanish, trim tops to 1", 3
32. Peppers, sweet bell, stems on, 3
33. Peppers, banana, 3
34. Peppers, sweet any other, 3 of the same
35. Peppers, hot, cayenne/tobasco, 3
36. Peppers, hot, jalapeno, 3
37. Peppers, hot, long chili, 3
38. Peppers, hot, any other large, 3
39. Peppers, hot, any other small, 3
40. Any other bell pepper, 3
41. Pumpkin, for Halloween, jack o'lantern variety, 1**
42. Pumpkin, decorative small, 1
43. Pumpkin, any other medium size (diameter of approx. 5" - 9")
44. Pumpkin, any other variety, large decorative
45. Rhubarb, 6 stalks

46. Squash, buttercup or greengold, 1
47. Squash, hubbard type, 1
48. Squash, spaghetti, 1
49. Squash, butternut, 1
50. Squash, summer, yellow, 1
51. Squash, summer, zucchini type, 2
52. Squash, acorn, 1
53. Squash, summer, any other variety, 1
54. Squash, winter, any other variety, 1
55. Sunflower, 8" or over, 1 head, judged on seed quality
56. Sunflower, under 8", 1 head, judged on seed quality
57. Tomatoes, orange or yellow, 3
58. Tomatoes, green, 3
59. Tomatoes, grape, 10
60. Tomatoes, heirloom, list variety, 3
61. Tomatoes, ripe red, cherry, pear, grape - of the same variety, 10
62. Tomatoes, ripe yellow, cherry, pear, grape - of the same variety, 10
63. Tomatoes, ripe orange, cherry, pear, grape - of the same variety, 10
64. Tomatoes, paste variety, Italian, etc., 3
65. Tomatoes, red, any variety, 2" or smaller, not listed above, 3
66. Tomatoes, red any variety, 2" or larger, not listed above, 3
67. Turnips, 3
68. Watermelon, 1
69. Heaviest Zucchini, 1
70. Novelty vegetable, 1 (any vegetable that has grown into an unusual non-natural form, whether naturally or altered by the gardener. Entry must be in natural state with no decorations.)

A Champion Exhibit of Division B will be selected from the blue-ribbon exhibits.

Division Letter: C - FRUIT

Premiums: 1st - \$3.00 2nd - \$2.50 3rd - \$2.25 4th - \$1.50

Class #:

Apples (Single plate - 5 per plate)

- | | |
|---------------------|--------------------------------------|
| 1. Fuji | 6. McIntosh |
| 2. Gala | 7. Red Delicious |
| 3. Golden Delicious | 8. Crab Apple, any variety |
| 4. Honey Crisp** | 9. Any other variety, properly named |
| 5. Jonathan | |

Class #:

Pears & Plums (Single plate - 5 per plate)

10. Any pear, properly named
11. Any red plum, properly named
12. Any other plum, properly named

Class #:

Grapes (Single plate - 3 bunches)

- | | |
|--------------|-----------------------|
| 13. Beta | 17. Fredonia |
| 14. Delaware | 18. Concord |
| 15. Ontario | 19. Niagara |
| 16. Bluebell | 20. Any Other Variety |

Miscellaneous Fruits

21. Homegrown peaches, plate of 5
22. Any other variety of fruit, properly named

A Champion Exhibit of Division C will be selected from the blue-ribbon exhibits.

A Plants and Soil Science Department Grand Champion Exhibit will be selected from the Champion exhibits of Division A, Division B or Division C.

OPEN CLASS DEPARTMENT 150 SPECIALS

- 2026 Flowers and Plants** – “America the Beautiful” - Construct a bouquet of your homegrown flowers commemorating the 250th birthday of America. Follow rules for bouquet construction Dept. 115 Div. C. Exceptions: May use American flags within vase and may include grains (amber waves of grains...) and/or roadside wild flowers (purple mountains, above the fruited plains...etc.) *Exhibit accepted Friday of Fair Week 8AM-NOON in the Open Class Building.*
- 2025 Flowers and Plants** – “Under A Foot and In A Shoe”- Construct an arrangement of your homegrown flowers in one or a pair of baby or child’s shoes. Follow rules for arrangement construction Dept. 115 Div. C. Remember NO accessories allowed. Arrangements will not be placed in niches. Arrangements must not exceed one foot width, height, or depth- being our theme is “Footloose at the Fair” *Exhibit accepted Friday of Fair Week 8AM-NOON in the Open Class Building.*

OPEN CLASS DEPARTMENT 115 - FLOWERS AND PLANTS

- A. Check-in Time: (Divisions A-B) Tuesday between 2PM and 7PM in the Open Class Building. See General Rules for All Exhibitors in the front of the book.
- B. Judging Time: (Divisions A-B) Wednesday 9AM in the Open Class Building
- C. Release Time: Sunday 7PM (walk out only) & 7:30PM (vehicles)
- D. If entry tag is NOT correct or the exhibit is entered in the wrong division or class, the entry will be disqualified. It is the exhibitor’s responsibility to make sure the entry tags are correct before judging and all changes to existing entry tags must be done by 6PM on Tuesday. No exceptions allowed.
- E. One entry will be allowed per exhibitor in any one class number. Garden Club members may exhibit in the name of the organization. However, only one exhibitor number will be issued to the club.
- F. A pamphlet titled, “Evaluating and Judging Flowers and Indoor Plants” is available at the UW-Extension office and offers many tips and hints for exhibitors for this Department.
- G. Flowers and foliage must be grown by the exhibitor.
- H. Exhibitor must furnish containers. A container that has a 3-inch base and is at least 7 inches in height is suggested. Entries in Division A will not be judged if the exhibit will not stand without support.
- I. Entries in Division A may be replaced prior to judging on Wednesday morning until 8:45 AM. Please maintain your exhibit during the fair with fresh flowers in Division A to maintain a good quality exhibit.
- J. Only attached foliage is allowed in Division A. It is to your advantage to not have foliage in the water.
- K. The use of floral “oasis” to arrange exhibits in Division A is NOT permitted.
- L. All entries must be cleaned, groomed and free from garden pests and disease.
- M. Only the indicated number of stems, spikes, blooms or plants should be exhibited.
- N. A stem may have more than 1 bloom, but it is to your advantage to remove blooms and keep the best blooms.
- O. Superintendents have the right to remove any exhibit once its appearance becomes unsuitable.
- P. Champion Exhibits will be selected from the blue-ribbon exhibits in Divisions A and B.
- Q. A Flowers and Plants Department Grand Champion Exhibit will be selected from the Champion exhibits of Divisions A and B.
- R. One “Judges Choice” ribbon will be given at the Judge’s discretion to an outstanding exhibit in Division A or B.

Premiums for Divisions A - B:

1st - \$1.75 2nd - \$1.50 3rd - \$1.25 4th - \$1.00

Division Letter: A - PERENNIALS AND ANNUALS

Class #:

1. Amaranthus (Love Lies Bleeding), 3 stems
2. Amaryllis (including Surprise Lily), 1 stem
3. Aster, 3 stems
4. Baby’s Breath, 3 stems
5. Bachelor Buttons, 3 stems
6. Black Eyed Susan, 3 stems
7. Cleome (spider flower), 3 stems
8. Cockscomb, 1 stem

9. Coleus, 1 stem
10. Coneflower, 3 stems
11. Cosmos, 3 stems
12. Dahlias, white or cream, 1 stem
13. Dahlias, yellow, 1 stem
14. Dahlias, orange, 1 stem
15. Dahlias, pink or salmon, 1 stem
16. Dahlias, red or burgundy, 1 stem
17. Dahlias, lavender or purple, 1 stem
18. Dahlias, bi-colored or blended, 1 stem
19. Dahlias, same, 3 stems
20. Dahlias, assorted colors, 3 stems

Osa “The Flower Lady” Memorial Award

In loving memory of Osa Herreid, “The Flower Lady”, a long-time exhibitor and superintendent of the Kenosha County Fair, a \$50.00 cash prize will be awarded to the outstanding Dahlia entry within Division A, class numbers #12 - 20. Sponsored by the family of Osa Herreid for her love of dahlias.

21. Daisies, 3 stems, any variety
22. Dianthus (pinks), 3 stems
23. Gaillardia (blanket flower), 3 stems
24. Geraniums, 3 stems
25. Gladiolus, single spike, white or cream
26. Gladiolus, single spike, yellow
27. Gladiolus, single spike, orange
28. Gladiolus, single spike, pink or salmon
29. Gladiolus, single spike, red or burgundy
30. Gladiolus, single spike, lavender or purple
31. Gladiolus, single spike, bi-color or blended
32. Gladiolus, 3 spikes, same color
33. Gladiolus, 3 spikes, assorted colors
34. Hibiscus, 1 stem
35. Hosta, one leaf over 9 in. width, green
36. Hosta, one leaf under 9 in. width, green
37. Hosta, one leaf over 9 in. width, variegated
38. Hosta, one leaf under 9 in. width, variegated
39. Hydrangea, mophead, 1 stem
40. Hydrangea, panicle, 1 stem
41. Impatiens, 3 stems
42. Liatrus, 1 stem
43. Lily, (Day Lily or Asiatic Lily), 1 stem
44. Lisianthus, 3 stems
45. Marigolds, over 2 in. diameter, 3 stems
46. Marigolds, bi-color or blended, under 2 in. diameter, 3 stems
47. Marigolds, one solid color, under 2 in. diameter, 3 stems
48. Ornamental grasses, 3 stems, with or without seed head
49. Pansies, assorted, 3 stems
50. Petunias, one color, 3 stems
51. Petunias, bi-color or blended, 3 stems

52. Phlox, 3 stems
53. Salvia, red, 3 stems
54. Salvia, any other color, 3 stems
55. Straw Flower, 3 stems
56. Rose, one stem, white or cream
57. Rose, one stem, yellow
58. Rose, one stem, orange
59. Rose, one stem, pink or salmon
60. Rose, one stem, red or burgundy
61. Rose, one stem, lavender or purple
62. Rose, three stems, same color
63. Rose, three stems, assorted colors
64. Rose, shrub, one cluster, any color
65. Sedum, 3 stems
66. Snapdragons, 3 stems
67. Sunflowers, 3 stems
68. Tuberous begonia, 1 stem
69. Yarrow, 3 stems
70. Verbena, 3 stems
71. Zinnias, under 3 in. diameter, red, rose, pink, salmon, 3 stems of the same color
72. Zinnias, under 3 in. diameter, yellow, orange, white, green, 3 stems of the same color
73. Zinnias, under 3 in. diameter, blue, purple, lavender, 3 stems of the same color
74. Zinnias, over 3 in. diameter, red, rose, pink, salmon, 3 stems of the same color
75. Zinnias, over 3 in. diameter, yellow, orange, white, green, 3 stems of the same color
76. Zinnias, over 3 in. diameter, blue, purple, lavender, 3 stems of the same color

Two Champion Exhibits from Division A will be selected from the blue-ribbon exhibits. (One from classes #1 - 38 and one from classes #39 - 76)

Division Letter: B - POTTED PLANTS

- A. Pots/containers must be clean.
- B. Classes #1-6: one plant of one variety per pot or container.
Classes #7-11: May include one or more plants of one or more varieties or species in your one pot or container.
- C. Pots/containers must be under 12 in. in diameter. Potted plants may be no higher than 30 in. including the pots/containers

Premiums: 1st - \$2.25 2nd - \$1.75 3rd - \$1.50 4th - \$1.25

Class #:

1. African violet
2. Begonia
3. Coleus
4. Fern
5. Geranium
6. Orchid
7. Cactus or Succulent dish garden
8. Caladiums
9. Herb dish garden
10. Impatiens
11. Ivy, vines or trailing plant

A Champion Exhibit of Division B will be selected from blue-ribbon exhibits.

Division Letter: C - ARRANGEMENTS AND BOUQUETS

- A. Check-in Time: (Division C) Friday between 8AM and Noon in the Open Class Building. See General Rules for All Exhibitors in the front of the book.
- B. Judging Time: (Division C) Friday 1PM in the Open Class Building
- C. Release Time: Sunday 7PM (walk out only) & 7:30PM (vehicles)
- D. If entry tag is NOT correct or the exhibit is entered in the wrong class, the entry will be disqualified. It is the exhibitor's responsibility to make sure the entry tags are correct before judging. No exceptions allowed.
- E. One entry will be allowed per exhibitor in any one class number.

- F. Arrangements are placed in niches. Bouquets are NOT placed in niches. Colored backdrops for niches are provided by the Fair. Dimensions of the niches are 28 inches high by 24 inches wide. Arrangements MUST BE contained within these dimensions. Exhibits that exceed these dimensions may be disqualified by the Judge.
- G. All plant material used must be grown by the exhibitor.
- H. No invasive flowers allowed, i.e. purple loosestrife, buckthorn, garlic mustard, etc.
- I. The use of the following is not permitted: Commercially grown purchased plant material, dyed and/or sprayed fresh flowers, artificial flowers or foliage, artificial fruit, prepared food or candy, cut fruit or vegetables, flatware, plants with roots, natural bird nests, the flag of the United States or any other country.
- J. No accessories are allowed in or around Arrangements and/or Bouquets.

Premiums: 1st - \$3.75 2nd - \$3.00 3rd - \$2.25 4th - \$1.50

Arrangements Accessories not permitted

Class #

1. "You Are My Sunshine"
2. "Branching Out" Arrangement must include one or more branches
3. "Tall and Lanky" Remember not to exceed the 28" height limit
4. "It's Twins!" Two like arrangements
5. "Pretty in Pink"
6. "Stormy Weather" arrangement in perhaps dark and or/moody plant materials

Bouquets

Class #

7. Mini Bouquet – not to exceed 6" in height, width and depth
8. Bouquet in a pint or quart canning jar
9. Bouquet of zinnias. Fillers optional
10. Bouquet for flower girl. (May use ribbons)
11. Bouquet in a coffee cup or mug
12. Bouquet in a kaleidoscope of colors

A Champion Exhibit of Division C will be selected from blue-ribbon exhibits. A Judges choice ribbon may be given at the judges discretion in Division C.

A Flowers and Plants Department Grand Champion Exhibit will be selected from the Champion exhibits of Divisions A and B.

OPEN CLASS DEPARTMENT 116 - NATURAL SCIENCES

- A. Check-in Time: Tuesday between 2PM and 7PM in the Open Class Building. See General Rules for All Exhibitors in the front of the book.
- B. Judging Time: Friday at 10:00AM in the Open Class Building.
- C. Release Time: Sunday 7PM (walk out only) & 7:30PM (vehicles). Claim checks must be presented to claim your exhibits.
- D. If entry is NOT correct or the exhibit is entered in the wrong division or class, the entry will be disqualified. It is the exhibitor's responsibility to make sure the entry tags are correct before judging and all changes to existing entry tags must be done by 6PM on Tuesday. No exceptions allowed.
- E. One entry will be allowed per exhibitor in any one class number.

Division Letter: A - HONEY

Premiums: 1st - \$3.00 2nd - \$2.50 3rd - \$2.25 4th - \$1.50

Class #:

1. Comb honey, 2 round sections, Ross Round type containers
2. Cut comb honey, 2 square sections
3. Extracted white honey, 2 one-pound Queenline style or Classic style glass jars (Pfund Color Scale (1-34MM)
4. Extracted amber honey, 2 one-pound Queenline style or Classic style glass jars (Pfund Color Scale 35-140 MM)
5. Chunk honey, one-pound round chunk honey jars (has small shoulder) or straight cylinder glass jars
6. Frame of honey 5³/₈ x 6¹/₄, for extracting

Division Letter: B - BEESWAX

Premiums: 1st - \$1.75 2nd - \$1.50 3rd - \$1.25 4th - \$1.00

Class #:

1. Beeswax block, 1 pound
2. Beeswax candles, may be a single candle, a pair, or a set of candles, which may be dipped, molded, or rolled sheets
3. Creamed honey, 2 one pound round chunk honey jars (has small shoulder) or straight cylinder glass jars
4. Artistic beeswax, must be 2 lbs. Minimum weight, 100% beeswax, may be more than one piece but must be firmly joined together, may be cast in a mold or carved

Division Letter: C - OBSERVATION HIVE

Premiums: 1st - \$7.50 2nd - \$6.00 3rd - \$4.50 4th - \$3.00

Class #:

1. Observation hive

Division Letter: D - Maple Syrup

Premiums: 1st - \$3.00 2nd - \$2.50 3rd - \$2.25 4th - \$1.50

Class #:

1. Light syrup in pint clear glass
2. Dark syrup in pint clear glass jar

A Champion & Grand Champion Exhibit of Department 116 will be selected from blue-ribbon exhibits.

The Racine Kenosha Bee Keepers Association will sponsor a \$25 premium for the Best of Show in from the blue Ribbon Winners of Divisions A, B, C.

OPEN CLASS DEPARTMENT 118 - ARTS & CRAFTS

- A. Check-in Time: Tuesday between 2PM and 7PM in the Open Class Building. See General Rules for All Exhibitors in the front of the book.
- B. Judging Time: Wednesday 9AM in the Open Class Building
- C. Release Time: Sunday 7PM (walk out only) & 7:30PM (vehicles) Claim checks must be presented to claim your exhibits.
- D. If entry tag is NOT correct or the exhibit is entered in the wrong division or class, the entry will be disqualified. It is the exhibitor's responsibility to make sure the entry tags are correct before judging and all changes to existing entry tags must be done by 6PM on Tuesday. No exceptions allowed.
- E. One entry will be allowed per exhibitor in any one class number.
- F. Entries must not have been in previous competitions at the Kenosha County Fair.
- G. All entries must be original. Commercial kits or molds (or copies thereof) will not be accepted.
- H. Work must have been completed WITHIN THE LAST TWO YEARS.
- I. Framed art pieces cannot be larger than 24" x 24".
- J. Name of exhibitor must not appear on exhibit. Please cover signature with any tape or other method of your choosing.
- K. All entries must be ready for immediate display – equipped to hang with screw eyes and wire. Please, no saw tooth brackets or woven adhesive hangers.
- L. We do not accept any "wet, unfinished, or unfired" craft or art forms including paintings, sculpture, clay, etc. Nothing over 20 lbs
- M. All oil and acrylic paintings must be FRAMED AND READY TO HANG. Paintings without a frame must have no staples showing and sides must be painted.

- N. All watercolors, pastels and drawings must be FRAMED OR MATTED UNDER GLASS or other transparent protective covering and ready to hang.
- O. Any work not in harmony or good taste with the family-oriented Kenosha County Fair will be disqualified.
- P. A "Judge's Choice" ribbon may be given at the Judge's discretion to an outstanding exhibit in the Arts & Crafts Department.

CATEGORY – PROFESSIONAL AND SEMI-PROFESSIONAL

Semi-Professional is defined as more than one year of formal art training after high school and/or derive some income from teaching or selling artwork.

Division Letter: A

Premiums: 1st - \$7.50 2nd - \$6.00 3rd - \$4.50 4th - \$3.00

Class #:

1. Oil painting, landscape
2. Oil painting, any subject
3. Acrylic painting, landscape
4. Acrylic painting, any subject
5. Transparent watercolor
6. Animal subject, oil or acrylic

Division Letter: B

Premiums: 1st - \$6.00 2nd - \$4.50 3rd - \$3.00 4th - \$1.50

Class #:

1. Drawing, black & white
2. Drawing, color
3. Collage
4. Graphic, any print media including computer art
5. Pastel
6. Sculpture (ex: relief, metal, assemblage, etc.)

Division Letter: C

Premiums: 1st - \$3.75 2nd - \$3.00 3rd - \$2.25 4th - \$1.50

Class #:

1. Mosaic
2. Ceramics (NO commercial molds accepted)
3. Pottery (ex. hand formed, thrown, slab, coil, etc.)

A Champion Exhibit of Divisions A, B, and C will be selected from the blue-ribbon exhibits.

CATEGORY - AMATEUR

Amateur category is open to anyone except PROFESSIONAL OR SEMI-PROFESSIONAL (as defined above). To enter the Amateur Division, the exhibitor must satisfy the following two regulations: (1) Must have no formal art training above the high school level. (2) Must not derive the major source of their income from teaching art or selling commercial illustrations or fine artwork.

Division Letter: D

Premiums: 1st - \$7.50 2nd - \$6.00 3rd - \$4.50 4th - \$3.00

Class #:

1. Oil painting, landscape
2. Oil painting, any subject
3. Acrylic painting, landscape
4. Acrylic painting, any subject
5. Transparent watercolor
6. Animal subject, oil or acrylic
7. Digital artwork, e.g. Graphic Novel Artwork

OPEN CLASS DEPARTMENT 150 SPECIALS

- 2026 Arts & Crafts** – Create a piece of jewelry (ring bracelet, necklace, hair piece) from an object in nature (ie: feathers, natural stones, plant material etc.) that highlights its natural element. Artistic expression and creativity is desired. *Exhibit accepted Tuesday of fair week: 2PM – 7PM in the Open Class Building*
- 2027 Arts & Crafts** – Create a set of 3 Vegetable and/or Herb garden plant markers no larger than 12" in length for outdoor garden use. *Exhibit accepted Tuesday of fair week: 2PM – 7PM in the Open Class Building*

The Kenosha Art Association will be awarding a \$100.00 cash prize to the Judge's Choice for an oil or acrylic painting in the AMATEUR CLASS. Rules of Open Class Department 118 will apply.

Division Letter: E

Premiums: 1st - \$6.00 2nd - \$4.50 3rd - \$3.00 4th - \$1.50

Class #:

1. Drawing, black & white
2. Drawing, color
3. Collage
4. Graphic, any print media including computer art
5. Pastel
6. Sculpture (ex. relief, metal, assemblage, etc.)

Division Letter: F

Premiums: 1st - \$3.75 2nd - \$3.00 3rd - \$2.25 4th - \$1.50

Class #:

1. Mosaic
2. Ceramics (NO commercial molds accepted)
3. Pottery (ex. hand formed, thrown, slab, coil, etc.)

A Champion Exhibit of Divisions G, H and I will be selected from the blue-ribbon exhibits.

Premiums for Divisions J-N:

1st - \$3.75 2nd - \$3.00 3rd - \$2.25 4th - \$1.50

Division Letter: G - PAPER CRAFT

Premiums for Divisions G-K:

1st - \$3.75 2nd - \$3.00 3rd - \$2.25 4th - \$1.50

Class #:

1. Four different homemade cards using PAPER CRAFT (envelopes not required)
2. Four different handmade cards using STAMPING (envelopes not required)
3. Four different homemade cards using any other method not above (envelopes not required)
4. Scrapbook Page- any occasion and placed in plastic sleeve
5. Scrapbook Double Page- any occasion, place in plastic sleeves & tied together
6. Any other Papercraft- (NOT cards)

Division Letter: H - NOVELTY (Anyone may enter this class)

Class #:

1. Art made from feathers, paper, seeds, etc. pasted, glued or otherwise attached to a solid piece.
2. Painting on any item other than canvas, oil or acrylic
3. Decorated wooden birdhouse
4. Garden Art - Whimsical art creation for yard or garden. Original work, your choice of materials, nothing too heavy, one person must be able to lift entry.
5. Dried gourds - painted or decorated
6. Glass - stained, leaded, etched, or painted
7. Framed drawing using "Zentangle"
8. Folded book art
9. String art
10. Decoupage Item
11. Quilling

A Champion Exhibit of Division J will be selected from the blue-ribbon exhibits.

Division Letter: I - REPURPOSE, RECYCLE, REUSE

Class #:

1. Garden accessory/decoration - one person must be able to lift entry
2. Home Furnishings item
3. Sculpture from recycled material - one person must be able to lift entry
4. Wind chime
5. Item for home made from fabric (ex: old jeans, dresses, skirts, etc.)

A Champion Exhibit of Division K will be selected from the blue-ribbon exhibits.

Division Letter: J - CRAFT

All pieces must be made by the exhibitor. Please NO KITS.

Class #:

1. Baskets and Mats - woven using only reed
2. Baskets and Mats - woven using other fibers (cotton, yarn, fabric and no reed)
3. Metal - Objects produced by beating, casting, etching, engraving, soldering, or enameling. Objects merely hand decorated will not be acceptable.
4. Textiles - Loomed or hand-woven fabrics, printed or hand decorated items, batik and creative stitchery. Only items that show evidence of original design will qualify.
5. Ethnic Art - Art that is indigenous to a certain country or nationality.
6. Macramé - Cord or rope, tied craft objects.

A Champion Exhibit of Division J will be selected from the blue-ribbon exhibits.

Division Letter: K - JEWELRY

Classes 1-9: Jewelry created from any material. NO BEADS for embellishments.

Class #:

- | | |
|---------------------------------------|--------------|
| 1. Earrings | 6. Pin |
| 2. Necklace | 7. Hair Clip |
| 3. Bracelet | 8. Lanyard |
| 4. Rings | 9. Keychain |
| 5. Necklace & Earrings (matching set) | |

Classes 10-17: Jewelry with beads

- | | |
|--|---------------|
| 10. Earrings | 15. Pin |
| 11. Necklace | 16. Hair Clip |
| 12. Bracelet | 17. Lanyard |
| 13. Rings | 18. Keychain |
| 14. Necklace & Earrings (matching set) | |

A Champion Exhibit of Division K will be selected from the blue-ribbon exhibits.

An Arts and Crafts Department Grand Champion will be selected from the Champion exhibits of Divisions A, B & C; Divisions D, E & F; Divisions G; Division H; Division I; Division J; Division K.

OPEN CLASS DEPARTMENT 120 - PHOTOGRAPHY

- A. Check-in Time: Tuesday between 2PM and 7PM in the Open Class Building. See General Rules for All Exhibitors in the front of the book.
- B. Judging Time: Wednesday 9AM in the Open Class Building
- C. Release Time: Sunday 7PM (walk out only) & 7:30PM (vehicles) Claim checks must be presented to claim your exhibits.
- D. If entry tag is NOT correct or the exhibit is entered in the wrong division or class, the entry will be disqualified. It is the exhibitor's responsibility to make sure the entry tags are correct before judging and all changes to existing entry tags must be done by 6PM on Tuesday. No exceptions allowed.
- E. One entry will be allowed per exhibitor in any one class number. EXHIBITOR CAN ONLY ENTER IN ONE DIVISION, NOT ALL THREE.
- F. All photos must be MOUNTED on an 11" x 14" black or white mounting/matting board or foam board only (NO poster board and NO cut matting). Prints CANNOT be framed or covered with plastic. Using rubber cement to mount your photos is highly recommended. Photos may have matte or glossy finish. NOTE: Specials Dept 150 has different mounting requirements.
- G. Punch two holes on the top of your mounting board (1/4" diameter or larger) EXACTLY 9" apart and NO MORE THAN 1" from the top of the mounting board. Attach entry tag SECURELY with a loop of string through the hole in the upper right (front) corner of mounting board. String (no thread) must be white.
- H. No white borders around photo in any division.
- I. Photos must not have been in previous competitions at the Kenosha County Fair.
- J. Photos must have been taken by the exhibitor within the past 2 years (with the exception of Archival Class in each Division).
- K. Superintendent reserves the right to disqualify inappropriate photos based on the subject or enhancement.

- L. A Champion Exhibit will be selected from the blue-ribbon winners in Division A, Division B and Division C.
- M. A Photography Department Grand Champion Exhibit will be selected from the Champion exhibits winners of Division A, Division B or Division C.
- N. Each Judge awards a "Judges Choice" ribbon at the Judge's discretion to an outstanding exhibit in the Photography Department.

Premiums for all Divisions: 1st-\$6.00 2nd-\$4.50 3rd-\$3.00 4th-\$1.50

Division Letter: A – AMATEUR

- A. Amateur means you have earned NO money and have not taken any classes in photography
- B. All photos in this class must be 8"x 10" or 8"x 12" (Except collections)
- C. All photos may be black & white, sepia, or color unless noted otherwise
- D. Photo can be made from traditional film or digital
- E. Digital enhancements limited to crop, contrast, conversion to black and white or sepia, and saturation
- F. Photos deemed inappropriate or that have been enhanced in any way can and will be disqualified per the superintendent's decision.

Class

1. Collection of 4 images (each photo to be 4"x6" or 4"x4") Black and White, Any subject
2. Collection of 4 images (each photo to be 4"x6" or 4"x4") Color, Any subject
3. Kenosha County Fair Theme (2026 Fun for the Whole Herd/2027 Footloose at the Fair)
4. Seascape or landscape
5. Trails or Paths
6. Plants or Flowers
7. Living Thing (Not bird or plant/flower)
8. Bird or Birds
9. Animal(s) Wild or Domestic
10. Animal(s) or Fish, zoo or aquarium
11. Children, one or more-newborn to middle school
12. Persons- high school or older
13. Portrait, head shot only (no full body)
14. Sunrise or sunset
15. Close-up, any subject
16. Windows or doors
17. Weather (clouds, storms, etc.)
18. Still life – 3 or more inanimate objects
19. Architectural (building or part of)
20. Transportation, any type
21. Seasonal photo, ANY ONE SEASON
22. Bridges
23. Family groups
24. Parade, Carnival, Festival
25. Food
26. Farm scene
27. Patterns and textures
28. Action
29. Night scene
30. My favorite photo, any subject
31. Reflections and/or shadows
32. Any subject, must be black & white
33. Any subject, must be sepia

34. Any subject, must be color
35. Archival (photo taken any time, must not have been previously entered in the Kenosha County Fair)

A Champion Exhibit of Division A will be selected from the blue-ribbon exhibits.

Division Letter: B – INTERMEDIATE

- A. Intermediate means, you may have taken classes in photography and have earned NO money for your photos.
- B. All photos in this class must be 8"x 8", 8"x 10" or 8"x 12" (except collections)
- C. All photos may be black & white, sepia or color unless noted otherwise
- D. Photo can be made from traditional film or digital
- E. Digital enhancements limited to crop, contrast, conversion to black and white or sepia, saturation, unless noted otherwise
- F. Photos deemed inappropriate can and will be disqualified per the superintendent's decision.

Class

1. Collection of 4 images (each photo to be 4"x6" or 4"x4") Black and White, Any subject
2. Collection of 4 images (each photo to be 4"x6" or 4"x4") Color, Any subject
3. Kenosha County Fair Theme (2026 Fun for the Whole Herd/2027 Footloose at the Fair)
4. Seascape/Landscape
5. Plants or Flowers
6. Bird or Birds
7. Animal(s), Wild or Domestic (no birds)
8. Flags
9. Cityscape/Townscape
10. Children, one or more- newborn to middle school
11. Persons- high school or older
12. Portrait, head shot only (no full body)
13. Stairs or Ladders
14. Sunrise or Sunset
15. Close-up, any subject
16. Windows or Doors
17. Tools of the Trade (items used on the job)
18. Still life- 3 or more inanimate objects
19. Architectural (building or part of)
20. Transportation, any type
21. Nightscape
22. Seasonal photo, ANY ONE SEASON
23. Bridges or fences
24. Group photo (3 or more people in photo)
25. Lights / Candlelight
26. Food
27. Farm scene
28. Patterns and textures
29. Action
30. My favorite photo, any subject
31. Reflections and/or Shadows
32. Any subject, must be black & white
33. Any subject, must be sepia
34. Any subject, must be color
35. Archival (photo taken any time, must not have been previously entered in the Kenosha County Fair)

A Champion Exhibit of Division B will be selected from the blue-ribbon exhibits.

OPEN CLASS DEPARTMENT 150 SPECIALS

- 2026 Photography** – Happy 250th Birthday, America! : A Collection of 4 images (no less than 4" on any side) celebrating the U.S.A. Must follow the rules in the Photography Dept. 120. Must be 4 separate photos, mounted on a 14"x14" black mounting board. *Exhibit accepted Tuesday of fair week: 2PM – 7PM in the Open Class Building*
- 2027 Photography** – Marvelous Midwest: A collection of 4 images (no less than 4" on any side) representing life in the Midwest. Must follow the rules in the Photography Dept. 120. Must be 4 separate photos, mounted on 14"x14" black mounting board. *Exhibit accepted Tuesday of fair week: 2PM – 7PM in the Open Class Building*

Division Letter: C – SEMI PROFESSIONAL

- A. Semi – professional means, advanced hobbyist, no advertised photography business, photography is not a significant source of income.
- B. All photos in this class must be 8"x 8", 8"x 10" or 8"x 12", or 10"x 10"
- C. All photos may be black & white, sepia or color unless otherwise noted
- D. Photo can be made from traditional film or digital
- E. All photos may be enhanced, but NO AI ALLOWED
- F. Photos deemed inappropriate can and will be disqualified per the superintendent's decision.

Class

1. Kenosha County Fair (Theme 2026 Fun for the Whole Herd/2027 Footloose at the Fair)
2. Seascape/Landscape
3. Minimalist
4. Plants or Flowers
5. Living Thing (no plants or flowers)
6. Animal, wild, or Domestic
7. Street/Lifestyle
8. Patterns & Textures in Nature
9. Children, one or more – newborn to middle school
10. One or more persons – high school and older
11. Drone Photography
12. Action
13. Sunrise or sunset
14. Macro, any subject
15. Weather (clouds, storms, etc.)
16. Still life – 3 or more inanimate objects
17. Architectural (building or part of)
18. Transportation, any type
19. Seasonal photo ANY ONE SEASON
20. Bridges or fences
21. Group photo (3 or more people in photo)
22. Specific Color Image (2026- Black, 2027- White)
23. Food
24. Reflections and / or shadows
25. Town/Cityscape
26. Nightscape
27. Long exposure
28. Abstract
29. Silhouette effect photo
30. Homemade Pinhole Camera Image
31. Any subject, must be black & white
32. Any subject, must be in sepia
33. Any subject, must be in color
34. My favorite photo, any subject
35. Archival – best image taken any time (must not have been previously entered in the Kenosha County Fair)

A Champion Exhibit of Division C will be selected from the blue-ribbon exhibits.

A Photography Department Grand Champion Exhibit will be selected from the Champion exhibits of Division A, Division B or Division C.

OPEN CLASS DEPARTMENT 125 - FOODS AND NUTRITION

- A. Check-in Time: (Divisions A-F) Wednesday between 2PM and 7PM in the Open Class Building. See General Rules for All Exhibitors in the front of the book.
- B. Check-in Time: Division G – Food Preservation – Tuesday between 2PM and 7PM and Wednesday between 2PM and 7PM in the Open Class Building. See General Rules for All Exhibitors in the front of the book.

- C. Judging Time: (Divisions A-G) Thursday 9AM in the Open Class Building
- D. Release Time: Sunday 7PM – 9PM in the Open Class building 7PM (walk out only) & 7:30PM (vehicles). Perishable items will be disposed of at the end of the fair. Items must remain on display until 7PM on Sunday.
- E. Please read each entry description carefully. If entry tag is NOT correct or the exhibit is entered in the wrong division or class, the entry will be disqualified. It is the exhibitor's responsibility to make sure the entry tags are correct before judging and all changes to existing entry tags must be done by 6PM on Tuesday.
- F. One entry will be allowed per exhibitor in any one class number. All entries in the department MUST BE THE WORK OF THE EXHIBITOR.
- G. Classes designated as "any other" are for items that are not eligible for prizes in previously listed classes. Duplications or variations are not eligible for prizes. For example, if you enter in Division F, Decorated Cookies, you may NOT enter the same cookies as Decorated Holiday Cookies.
- H. Paper plates will be provided for all baking entries.
- I. No commercial mixes or doughs are allowed in this department.
- J. No frosting will be allowed on any food item in this department with the exception of those classes where frosting is explicitly called for.
- K. A Champion Exhibit will be selected from the blue-ribbon exhibits in Divisions A through G in this Department.
- L. A Foods and Nutrition Department Grand Champion Exhibit will be selected from the Champion exhibits of Divisions A through G in this Department.
- M. One "Judges Choice" ribbon may be given at the Judge's discretion to an outstanding exhibit in Divisions A through G in this Department.

Premiums for Division A-F:

1st - \$2.25 2nd - \$1.75 3rd - \$1.50 4th - \$1.25

Division Letter: A - YEAST BREADS & ROLLS

Class 1- #8 Yeast Breads, 1 loaf each, must measure at least 4" x 7"

1. Coffee Cake or Stollen, identify, end piece to fit 8" plate
2. Gluten Free bread, include recipe
3. Machine bread, any, identify
4. Multiple grain, list grains
5. Nationality bread, identify
6. Rye bread, identify
7. White bread,
8. Whole wheat bread, over 25% Whole Wheat

Class #9- #15 Bread Sticks, Pretzels, Rolls, etc. - Plate of 5

9. Bread sticks, any flavor, identify, at least 6" long
10. Cinnamon Rolls, unfrosted
11. English Muffins
12. Pan Rolls, any, identify
13. Soft Pretzel, identify shape, e.g. traditional, knots, ...
14. Whole Wheat Rolls
15. Any other yeast bread or roll, identify

Class #16- #18 Sourdough Bread, 1 round loaf, to fit 8" plate

16. Sourdough bread, plain
17. Sourdough bread- with inclusions, identify
18. Sourdough bread - scoring art

A Champion Exhibit of Division A will be selected from the blue-ribbon exhibits.

OPEN CLASS DEPARTMENT 150 SPECIALS

- 2026 Foods & Nutrition** – Celebrating 250 Years of the United States of America- Decorate a 2 tier styrofoam cake in honor of America's history. Use suitable frosting and decorations. *Exhibit accepted Wednesday of fair week: 2PM – 7PM in the Open Class Building*
- 2027 Foods & Nutrition** – Festive Platter of 16 Decorated Holiday Cookies- 4 distinctly different cookie flavors and decorations. Identify holiday and cookie flavors. *Exhibit accepted Wednesday of fair week: 2PM – 7PM in the Open Class Building*

Division Letter: B - QUICK BREADS / MUFFINS

Class #1- #8 One (1) small loaf, no larger than 6". Loaf will not be accepted if cut to meet requirements.

1. Apple Bread, nuts optional
2. Banana Nut Bread
3. Cornbread
4. Date Nut Bread
5. Gingerbread
6. Pumpkin Bread
7. Zucchini Bread
8. Any other quick bread, identify type, size to fit 8" plate

Class #9- #15 Plate of 5, no paper liners allowed on muffin entries

9. Bran Muffins, identify type of bran
10. Chocolate Muffins
11. Fruit Muffins, identify type
12. Quick Coffee Cake, identify type, half of an 8" cake
13. Baking powder biscuits
14. Scones, identify
15. Any other pastry w/out yeast or leavening, eg. crackers- identify

A Champion Exhibit of Division B will be selected from the blue-ribbon exhibits.

Division Letter: C - CAKES

Class #1- #6 NOT FROSTED. Half of one 8" layer of cake

1. Carrot Cake
2. Chocolate Cake
3. Spice Cake
4. White Cake
5. Cupcakes, dark, plate of 5, paper liners
6. Cupcakes, light, plate of 5, paper liners

Class #7- #12 FROSTED, GLAZED, OR ICED, unless stated. Half of one cake.

7. Angel food cake
8. Chiffon Cake
9. Holiday fruit cake (4"x7" loaf pan)
10. Pound Cake (½ round bundt/tube pan, or 4"x7" loaf pan)
11. Rolled Cake, unfrosted, with filling, identify cake and filling
12. Sponge Cake

Class #13- #16 Frosted Layered Cake, 2 or more- (8"x2") layers, on domed cake plate, identify frosting

13. Chocolate Cake
14. Coconut Cake
15. Marble Cake
16. Any other cake, identify

A Champion Exhibit of Division C will be selected from the blue-ribbon exhibits.

Division Letter: D – COOKIES, BAR, CANDY

Class #1- #9 Drop Cookies, plate of 5

- | | |
|-------------------|---|
| 1. Chocolate | 6. Oatmeal with raisins or craisins |
| 2. Chocolate chip | 7. Oatmeal, plain |
| 3. Macaroon | 8. Sugar |
| 4. Molasses | 9. Any other drop cookie, identify type |
| 5. Molasses, soft | |

Class #10- #15 Rolled/Cutout, molded, plate of 5

- | | |
|-----------------|-------------------|
| 10. Chocolate | 13. Biscotti |
| 11. Gingerbread | 14. Peanut Butter |
| 12. Sugar | 15. Shortbread |

Class #16- #19 Fried, Sandwich, Filled, plate of 5

16. Rosette Cookies
17. Macarons (2 macaron cookies sandwiched together), any flavor, may have any type of filling, identify type
18. Thumbprint (may have any type of filling, identify type)
19. Any other fried, sandwich, of filled cookie, identify type

Class #20- #22 No Bake, Refrigerator, Pressed, Plate of 5

20. Refrigerator Cookie, e.g. Pinwheel..., identify type
21. Pressed cookie, e.g. Spritz, identify type
22. No Bake cookie, identify type

Class #23- #26 Dietary Needs, plate of 5

23. Sugar Free, identify type
24. Gluten Free, identify type
25. Any other Dietary need, identify type
26. Any cookie made with honey, identify type, include recipe***

The Racine Kenosha Beekeepers Association will sponsor a ribbon and \$25.00 prize for the blue-ribbon winner of Division D, class #26

Class #27-#32 Bar Cookies, plate of 5

27. Brownies, blond, with or without nuts
28. Brownies, choc., with or without nuts
29. Lemon Bars
30. Any other Fruit Bar, identify type
31. Granola Bar, identify type
32. Any other Bar Cookie, identify type

Class #33- #39 Candies/Sweets, plate of 5

33. Caramels
34. English Toffee
35. Fudge, any flavor, identify type
36. Peanut brittle, identify type
37. Turtles
38. Sugar free candy, identify type
39. Gluten Free Candy, identify type

A Champion Exhibit of Division D will be selected from the blue-ribbon exhibits.

Division Letter: E – CHEESECAKES, GALETTES, PIES

- A. Pie crust must be homemade from scratch & rolled out, no graham cracker crust.
- B. Pies must be 8" or less in diameter at the inside top edge.
- C. Cheesecakes may have any type homemade crust

Class #1- #15 8" Cheesecakes and Pies, unless otherwise stated

1. Cheesecake, baked, plain
2. Any other Cheesecake, baked, identify type
3. No-bake Cheesecake, plain
4. Any other No-bake Cheesecake, identify type
5. Galettes- Sweet, 6" diameter, identify type, include recipe
6. Galettes- Savory, 6" diameter, identify type, include recipe
7. Hand pie, -sweet, identify type, 4"-6" diameter, plate of 4
8. Hand pie, -savory, identify type, 4"-6" diameter, plate of 4
9. Apple Pie
10. Berry Pie
11. Cherry Pie
12. Lemon Meringue Pie
13. Peach Pie
14. Pecan Pie
15. Pumpkin Pie

A Champion Exhibit of Division E will be selected from the blue-ribbon exhibits.

Division Letter: F – DECORATED CAKES, COOKIES, CUPCAKES, ETC.

- A. A dummy cake must be used where specified
- B. Use any suitable frosting
- C. Exhibits must be on a sturdy base of covered cardboard
- D. Indicate on 3"x5" card, the decorating steps and products used, if using "Edible Ink Printer"
- E. Identify Occasion for all entries.
- F. Entries are NOT to be tasted

Class #1-#5 Cakes- Single tier dummy cake, unless otherwise stated

1. Any Occasion
2. Using Fondant Frosting and Decorations
3. Any Occasion, Using Wafer Paper decorations
4. Two-Tiered Cake, Any Occasion

Class #6- #9 Using REAL cake, cookies, etc...

5. Cookies, Any Occasion, Plate of 5
6. Cupcakes, Plate of 3
7. Gingerbread Sculpture, cake board no larger than 9"x13"
8. Pull-apart cupcake display, cake board no larger than 9"x13"

A Champion Exhibit of Division F will be selected from the blue-ribbon exhibits.

A Foods and Nutrition Department Grand Champion Exhibit will be selected from the champion exhibits of all divisions A-F.

Letter: G - J - FOOD PRESERVATION

- A. Each jar is to be **properly labeled on the lid** – not on the ring – as content, date of canning, and method used in preparation and processing. For example: Peaches, Jul/2024, Raw Pack, Boiling Water Bath, 25 Minutes.
- B. All canning is to be in standard Mason type jars pint or quart- no half gallons with a NEW 2-part lid including ring. All entries **MUST** have the ring left on the jar. No paraffin wax will be allowed.
- C. Jams, Jellies, Preserves must be in standard jelly jars.
- C. No refrigerator or freezer recipe products.
- D. All entries will be judged based on the most recent USDA guidelines (available from UW-Extension office), Ball/Kerr Canning and Preserving Book, The National Center for Home Food Preservation.
- E. Jars may be opened during judging.

Premiums: 1st - \$1.75 2nd - \$1.50 3rd - \$1.25 4th - \$1.00

DIVISION LETTER G: Fruits, Vegetables

Class #1-#7 Fruits

1. Any Canned Fruit Pie Filling, labeled
2. Applesauce
3. Blackberries
4. Cherries, pitted
5. Peaches
6. Pears
7. Raspberries

Class #8-18 Vegetables

8. Asparagus
9. Beans, green, cut
10. Beans, wax, cut
11. Beets
12. Corn, whole kernel, cut from cob
14. Mixed Vegetables
14. Peppers
15. Red Tomato Juice
16. Sauerkraut, fermentation must be complete
17. Savory Pie Filling, (Meat/Veggie) Identify ingredients
18. Tomatoes, whole or quartered, canned in own juice

A Champion Exhibit of Division G will be selected from the blue-ribbon exhibits.

DIVISION LETTER: H - JELLIES, JAMS, AND PRESERVES

Class #1- #6 Jellies

1. Crabapple or apple, identify
2. Grape
3. Mint
4. Raspberry, red or black
5. Combination of Two Fruits, identify types
6. Any other fruit jelly, identify type
7. Jelly, not using fruit- vegetable, herb, etc... identify
8. Any other jelly, identify

Class #7- #16 Jams, Butters, Curds, Syrups

7. Cherry
8. Grape
9. Peach
10. Raspberry
11. Strawberry

12. Combination of 2 fruits, identify types
13. Any other jam, identify type
14. Marmalade, identify type
15. Apple butter or other butter, identify type
16. Curd, identify type
17. Syrup, identify type

Class #18- #21 Preserves

18. Cherry
19. Peach
20. Plum
21. Raspberry
22. Strawberry
23. Any other fruit preserve not listed above, labeled

A Champion Exhibit of Division H will be selected from the blue- ribbon exhibits

DIVISION LETTER I - PICKLES, RELISHES, ETC...

Class #1- #9 Pickles

1. Asparagus
2. Beets
3. Bread and Butter, sliced
4. Dill Cucumbers, sliced
5. Dill Cucumbers, spears
6. Dill Cucumbers, whole
7. Dilly beans
8. Combination of 2 or more picked vegetables, identify type
9. Any other pickle not listed above, identify type

Class #10- #14 Chutney, Relish, Salsa

10. Chutney, identify type
11. Corn Relish
12. Any fruit relish, identify type
13. Any vegetable relish not listed above, identify type
14. Salsa, any variety

A Champion Exhibit of Division I will be selected from the blue-ribbon exhibits.

DIVISION LETTER: J - DEHYDRATED FOODS

Class #1- #14 Display in pint or half pint jars with label that includes: Name of item dehydrated, dehydration process, (commercial dehydrator, oven...) length of dehydration process.

1. Apples
2. Bananas
3. Cherries
4. Peaches
5. Pears
6. Any other fruit, identify
7. Fruit leather, identify
8. Herbs
9. Mixed Vegetables, identify
10. Peppers
11. Potatoes
12. Any other vegetable, identify
13. Meat Jerky, ground meat, identify
14. Meat Jerky, whole meat, identify

A Champion Exhibit of Division J will be selected from the blue- ribbon exhibits

A Foods and Nutrition Department Grand Champion Exhibit will be selected from the champion exhibits of all divisions G-J.

Division Letter: K - DAIRY PRODUCTS

- A. Check-in Time: Friday between 9AM and Noon in the Open Class Building. See General Rules for All Exhibitors in the front of the book.
- B. Judging Time: Friday 1PM in the Open Class Building
- C. Release Time: Sunday 7PM (walk out only) & 7:30PM (vehicles)
- D. If entry tag is NOT correct or the exhibit is entered in the wrong class, the entry will be disqualified. It is the exhibitor's responsibility to make sure the entry tags are correct before judging. No exceptions allowed.
- E. Entry must be labeled as to the category, type of entry and date that the entry was made.

- F. One entry will be allowed per exhibitor in any one class number.
- G. No commercial product may be entered.
- H. Paper plates will be provided for all entries.
- I. Entry should be transported in containers that are kept cold with ice or ice packs such that the temperature of the entry is maintained at 40 degrees or less.
- J. Entry must be made from pasteurized milk.
- K. Entry must be free from mold or other growth and discoloration, except in certain specialty cheeses (i.e. Bleu, Smoked Caraway, Cheddar, etc.).
- L. Cheese shall be displayed as either a 1/4 cup sample of soft cheese or 1/8th of a 2-pound wheel. Other pieces of larger cheese will be accepted, so long as they are approximately 1/2 pound.
- M. A photo may be taken of you and your entry to be on display throughout the fair.
- N. A "Judges Choice" ribbon may be given at the Judge's discretion to an outstanding exhibit in this division.

Premiums for Division K:

1st - \$5.00 2nd - \$4.00 3rd - \$3.00 4th - \$2.00

Class #1 - #8

1. Hard Cheese, made from the milk of a cow, goat, sheep or a blend of milk, with or without flavoring. Examples include but are not limited to: Cheddar, Parmesan, Asiago, Swiss
2. Soft Cheese, made from the milk of a cow, goat, sheep or a blend of milk, with or without flavoring. Examples include but are not limited to: Cheese Curds, Cottage Cheese, Brie, Cream Cheese
3. Hard Fruit and Cheese, must contain fruit. Examples include but are not limited to: Cheddar and Apple
4. Soft Fruit and Cheese, must contain fruit.
5. Cultured Butter, non-commercial grade, handmade butter without flavoring
6. Cultured Butter, non-commercial grade, handmade butter with flavoring
7. Yogurt, any type, with flavor
8. Yogurt, any type, without flavor

A Champion of Division K will be selected from the blue-ribbon winners. and the judge's choice ribbon.

Division Letter: L - CHARCUTERIE BOARD FOR 2 PEOPLE

- A. Check-In Time: Friday 10:30AM-12:30PM. A photo may be taken of you and your entry to be on display throughout the fair.
- B. Judging Time/place: Friday following Division K (Dairy Products) – in the Open Class Building.
- C. Release time: Can be picked up directly following judging or will be used for sampling.
- D. Judging criteria:
 1. Must include 3"x5" card, - listing components, and designate if product is from Wisconsin
 2. **Circumference** of the board to be no more than 40 inches
 3. **Height** of the board, including food items, no more than 6 inches high
- E. A "Judge's Choice" ribbon may be given at the judge's discretion to an outstanding exhibit in this division.

Premiums for Division L: 1st- \$3.00 2nd- \$2.50 3rd- \$2.25 4th- \$1.50

Class #1- #4 For 2 People

1. 2026- Charcuterie Theme- **Celebrating 250 Years of America (Appetizer)** On a patriotic theme.
- 2027:- Charcuterie Theme- **Make it Wisconsin (Appetizer)** must include components from Kenosha County.

2. **Charcuterie Sunday Morning Breakfast Board (Main)** Wisconsin made products encouraged

A Champion Exhibit of Division L will be selected from the blue-ribbon winners.

OPEN CLASS DEPARTMENT 126 - SEWING

- A. Check-in Time: Tuesday between 2PM and 7PM in the Open Class Building. See General Rules for All Exhibitors in the front of the book.
- B. Judging Time: Wednesday 9AM in the Open Class Building
- C. Release Time: Sunday 7PM (walk out only) & 7:30PM (vehicles) Claim checks must be presented to claim your exhibits.
- D. If entry tag is NOT correct or the exhibit is entered in the wrong division or class, the entry will be disqualified. It is the exhibitor's responsibility to make sure the entry tags are correct before and all changes to existing entry tags must be done by 6PM on Tuesday. No exceptions allowed.
- E. One entry will be allowed per exhibitor in any one class number.
- F. Attach entry tag to the upper right hand corner of the entry as you look at it using a safety pin.
- G. Items must be clean and ready for exhibiting. (No animal hair, spots, etc.)
- H. Entries must not have been in previous competitions at the Kenosha County Fair.
- I. Entries must have been finished within the last 2 years.
- J. Unless specified, entries are NOT to be store bought.
- K. Embellishments must be washable and sewn.
- L. A Champion Exhibit will be selected from the blue-ribbon exhibits in Division A and Division B.
- M. A Sewing Department Grand Champion Exhibit will be selected from the Champion exhibits of Division A, Division B, and Division C.
- N. A "Judges Choice" ribbon may be given at the Judge's discretion to an outstanding exhibit in the Sewing Department.

ADULT CLOTHING

Division Letter: A

Premiums: 1st - \$3.00 2nd - \$2.50 3rd - \$2.25 4th - \$1.50

Class #:

1. Jacket, Coat, Blazer, or Vest
2. Special Occasion Dress or Gown
3. Casual Dress or Jumper
4. Accessory to be worn- tie, scarf, belt, shawl, head covering
5. Apron
6. Top, Blouse, or Skirt
7. Sleepwear or Loungewear
8. Pants, Shorts, or Capris
9. Skirt or Skort
10. Active wear- leggings, sport tops, t-shirts, sweatpants
11. Costume
12. Purchased Garment or Accessory- Embellished or embroidered
13. Any other garment or accessory to be worn for an adult not listed above

A Champion Exhibit of Division A will be selected from the blue-ribbon exhibits.

INFANT AND CHILDREN'S CLOTHING (UP TO 10 YEARS OLD)

Division Letter: B

Premiums: 1st - \$3.00 2nd - \$2.50 3rd - \$2.25 4th - \$1.50

Class #:

1. Infant Bib- set of 3
2. Infant Outfit- 2 or more pieces
3. Head Covering- Cap, Hat, Bonnet

OPEN CLASS DEPARTMENT 150 SPECIALS

- 2026 Sewing** – Dept. 126- Sew 4 unique aprons for your "herd": Include 2 adult size and 2 children's size in different styles and/or colors. *Exhibit accepted Tuesday of fair week: 2PM – 7PM in the Open Class Building*
- 2027 Sewing** – Dept. 126- Sew a 1980's Footloose style skirt, dress, or jumper for any age teenager or adult. *Exhibit accepted Tuesday of fair week: 2PM – 7PM in the Open Class Building*

4. Jacket or Coat
5. Snowsuit or snow pants
6. Sleepwear
7. Top, Shirt, or Blouse
8. Pullover top- T-shirt or sweatshirt
9. Pants, Shorts, or Overalls
10. Dress
11. Child's Costume
12. Purchased Garment or accessory- Embellished or embroidered
13. Any other children's garment not listed above

A Champion Exhibit of Division B will be selected from the blue-ribbon exhibits.

MISCELLANEOUS SEWN ITEMS (NOT CLOTHING)

Division Letter: C

Premiums: 1st - \$2.25 2nd - \$2.00 3rd - 1.75 4th - \$1.50

Class #:

1. Tote Bag, Purse, Wallet, Clutch
2. Pillowcases, plain, no embroidery, 2
3. Hot Pads (sewn but not quilted) set of (2) attached together
4. Placemats, not quilted (4)
5. Table Runner- not quilted
6. Table Topper- not quilted (no bigger than 24"x24")
7. Pillow, not quilted
8. Stuffed Toy
9. Handmade Fabric Doll
10. Doll Clothes, single item (no doll)
11. Any other hand or machine sewn item not listed above (not clothing)

A Champion Exhibit of Division C will be selected from the blue-ribbon exhibits.

A Clothing Department Grand Champion Exhibit will be selected from the Champion exhibits of Divisions A, B, and C.

OPEN CLASS DEPARTMENT 126A – QUILTING

- A. Check-in Time: Tuesday between 2PM and 7PM in the Open Class Building. See General Rules for All Exhibitors in the front of the book.
- B. Judging Time: Wednesday 9AM in the Open Class Building
- C. Release Time: Sunday 7PM (walk out only) & 7:30PM (vehicles) Claim checks must be presented to claim your exhibits.
- D. If entry tag is NOT correct or the exhibit is entered in the wrong division or class, the entry will be disqualified. It is the exhibitor's responsibility to make sure the entry tags are correct before judging and all changes to existing entry tags must be done by 6pm on Tuesday. No exceptions allowed.
- E. One entry will be allowed per exhibitor in any one class number.
- F. Items must be clean and ready for exhibiting. (No animal hair, spots, etc.)
- G. Entries must not have been in previous competitions at the Kenosha County Fair.
- H. Entries must have been finished within the last 2 years.
- I. Attach all entry tags on the bottom right side of the quilt front.
- J. Coverall quilt labels with masking tape or equivalent.
- K. Exhibitors are able to donate their quilts to the Pie Auction. Please let us know at check-in if you would like to donate your quilt.
- L. A Champion exhibit will be selected from the blue-ribbon exhibits in Divisions A, B, C, D, & E Division E, Division F, Division G, Division H and Division I.
- M. A Home Furnishings-Quilting Department Grand Champion exhibit will be selected from the Champion winners of Division A, B, C, D, & E.

Division E, Division F, Division G, Division H or Division I.

- N. A "Judges Choice" ribbon may be given at the Judge's discretion to an outstanding exhibit in the Home Furnishings-Quilting Department.

Division Letter: A – QUILT MADE BY EXHIBITOR AND HAND QUILTED BY EXHIBITOR

Premiums for Division A-E:

1st – 6.00 2nd - \$4.50 3rd - \$3.00 4th - \$1.50

Class

1. Baby Quilt, no larger than 58", may be rectangle
2. Pieced Quilt, any size**
3. Whole Cloth Quilt, any size
4. Quilt made by a special needs adult, any size
5. Quilt made by a First Time Quilter, any size

A Champion Exhibit of Division A will be selected from the blue-ribbon exhibits.

Division Letter: B – QUILT MADE BY EXHIBITOR AND QUILTED ON HOME SEWING MACHINE BY EXHIBITOR

1. Baby Quilt, no larger than 58", may be a rectangle
2. Pieced Quilt, Lap to Full
3. Pieced Quilt, Queen to King
4. Appliquéd Quilt, Lap to Full
5. Appliquéd Quilt, Queen to King
6. Hand Work Quilt, any size
7. Scrap Quilt, Lap to Full***
8. Scrap Quilt, Queen to King***
9. Log Cabin Quilt, Lap to Full
10. Log Cabin Quilt, Queen to King
11. Flannel Quilt, Lap to Full
12. Flannel Quilt, Queen to King
13. Sampler Quilt, any size
14. Machine Embroidery Quilt, any size
15. Quilt made by a special needs adult, any size
16. Quilt made by first time quilter, any size
17. Original Design Quilt, any size
18. Quilt made by two or more people, any size
19. Art Quilt, any size. May include piecing, appliqué, embroidery or embellishments. May depict a person, place or thing in realistic or abstract manner.

****Southport Quilters Guild will sponsor a ribbon and a \$50.00 check to the blue-ribbon winner of Division B, Class #16*

A Champion Exhibit of Division B will be selected from the blue-ribbon exhibits.

Division C – QUILT MADE BY EXHIBITOR AND QUILTED BY EXHIBITOR ON A LONG ARM MACHINE

1. Baby Quilt, no larger than 58", may be rectangle
2. Scrap Quilt, Lap to Full
3. Scrap Quilt, Queen to King
4. Pieced Quilt, Lap to Full
5. Pieced Quilt, Queen to King
6. Appliquéd Quilt, Lap to Full
7. Appliquéd Quilt, Queen to King
8. Hand Work Quilt, any size
9. Log Cabin Quilt, Lap to Full
10. Log Cabin Quilt, Queen to King

OPEN CLASS DEPARTMENT 150 SPECIALS

- 2026 Quilting** – Quilted Wall Hanging of farm animal/animals, any shape with a maximum perimeter of 120 inches, any embellishment techniques. *Exhibit accepted Tuesday of fair week: 2PM – 7PM in the Open Class Building*
- 2027 Quilting** – Quilt a weekend getaway tote bag, minimum size 14"x14x", excluding handles, using any fun, fair themed fabrics. *Exhibit accepted Tuesday of fair week: 2PM – 7PM in the Open Class Building*

11. Flannel Quilt, Lap to Full
12. Flannel Quilt, Queen to King
13. Sampler Quilt, any size
14. Machine Embroidery Quilt, any size
15. Original Design Quilt, any size
16. Quilt made by two or more people, any size
17. Art Quilt, any size. May include piecing, appliqué, embroidery or embellishments. May depict a person, place or thing in realistic or abstract manner
18. Quilt made by a first time quilter, any size
19. Quilt made by a special needs adult, any size

A Champion Exhibit of Division C will be selected from the blue-ribbon exhibits.

Division D – QUILT MADE BY EXHIBITOR AND COMMERCIALY QUILTED

1. Baby Quilt, no larger than 58", may be rectangle
2. Scrap Quilt, Lap to Full***
3. Scrap Quilt, Queen to King***
4. Appliquéd Quilt, Lap to Full
5. Appliquéd Quilt, Queen to King
6. Hand Work Quilt, any size
7. Log Cabin Quilt, Lap to Full
8. Log Cabin Quilt, Queen to King
9. Flannel Quilt, Lap to Full
10. Flannel Quilt, Queen to King
11. Sampler Quilt, any size
12. Machine Embroidery Quilt, any size
13. Pieced Quilt, Lap to Full
14. Pieced Quilt, Queen to King
15. Original Design Quilt, any size
16. Quilt made by a first time exhibitor, any size
17. Quilt made by a special needs adult, any size
18. Quilt made by two or more people, any size
19. Art Quilt, any size. May include piecing, appliqué, embroidery or embellishments. May depict a person, place or thing in realistic or abstract manner

A Champion Exhibit of Division D will be selected from the blue-ribbon exhibits.

Division Letter: E – QUILTING, MISCELLANEOUS

Premiums: 1st – 6.00 2nd – 4.50 3rd – 3.00 4th – 1.50

1. Quilted Wall Hanging, Not Holiday
2. Quilted Wall Hanging, Holiday
3. Quilted Christmas Tree Skirt
4. Quilted Christmas Stocking
5. Quilted Table Runner, Not Holiday
6. Quilted Table Runner, Holiday
7. Quilted Pillow
8. Quilted Hot Pads, set of two attached together
9. Quilted Place Mats, set of 4 attached together
10. Table Topper, not rectangular
11. Any item made by a special needs adult, not previously mentioned
12. Any item not previously mentioned

A Champion Exhibit of Division E will be selected from the blue-ribbon exhibits.

A Quilting Department Grand Champion Exhibit will be selected from the Champion blue-ribbon exhibits.

OPEN CLASS DEPARTMENT 127 - KNITTING AND CROCHETING

- A. Check-in Time: Tuesday between 2PM and 7PM in the Open Class Building. See General Rules for All Exhibitors in the front of the book.
- B. Judging Time: Wednesday 9AM in the Open Class Building
- C. Release Time: Sunday 7PM (walk out only) & 7:30PM (vehicles). Claim checks must be presented to claim your exhibits. Items must remain on display until 7PM on Sunday.
- D. Please read each entry description carefully. If entry tag is NOT correct or the exhibit is entered in the wrong division or class, the entry will be disqualified. It is the exhibitor's responsibility to make sure the entry tags are correct before judging and all changes to existing entry tags must be done by 6pm on Tuesday. No exceptions allowed. Each exhibitor must put entry tags securely on their own exhibits.
- E. One entry will be allowed per exhibitor in any one class number. All entries in the department MUST BE THE WORK OF THE EXHIBITOR.
- F. Items must be clean and ready for exhibiting. (No animal hair, spots, etc.)
- G. Entries must not have been in previous competitions at the Kenosha County Fair.
- H. Entries must have been finished within the last 2 years.
- I. Do not bring furniture for decorative use. Only bring entry to be judged.
- J. In this department, classes which say "any other" are only for items that are not eligible for prizes in other listed classes.
- K. **REQUIREMENT:** Label Fiber content of yarn used per exhibit on entry tag.
- L. A Champion Exhibit will be selected from the blue-ribbon winners in each Division (A through I).
- M. A Knitting and Crocheting Department Grand Champion Exhibit will be selected from the Champion exhibits in the Knitting and Crocheting Department.
- N. A "Judges Choice" ribbon may be given at the Judge's discretion to an outstanding exhibit in the Knitting and Crocheting Department.

KNITTING

Division Letter: A - KNITTING FOR INFANTS AND CHILDREN'S (Newborn to 10 years)

Premiums: 1st - \$2.00 2nd - \$1.75 3rd - \$1.50 4th - \$1.25

Class #:

1. Afghan or Blanket for baby or toddler
2. Cap or Hat
3. Scarf
4. Dress or Romper
5. Infant set, 2 or more pieces
6. Mittens or gloves
7. Slippers, Booties, or Socks
8. Stuffed toy or doll
9. Sweater or Coat
10. Children's Winter set: At least 2 of Hat, Scarf, Mittens, or Gloves
11. Any other knitted item for newborn to 10 years, NOT listed above

Division Letter: B - KNITTING FOR ADULTS

Class #:

1. Cap or Hat
2. Mittens, gloves, fingerless gloves
3. Scarf or Cowl
4. Slippers
5. Socks
6. Shawl, Poncho, or Cape
7. Sleeveless sweater or vest
8. Any other knitted item for adult NOT listed above

OPEN CLASS DEPARTMENT 150 SPECIALS

2026 Knitting and Crocheting – Knit or crochet 4 unique hats or caps for your "herd": Include 2 adult size and 2 kid size *Exhibit accepted Tuesday of fair week: 2PM – 7PM in the Open Class Building*

2027 Knitting and Crocheting – Knit or crochet slippers, shoes, or boots for a teenager or adult *Exhibit accepted Tuesday of fair week: 2PM – 7PM in the Open Class Building*

Division Letter: C - MISCELLANEOUS KNITTING**Class#**

1. Seasonal or Holiday Decoration
2. Kitchen Ensemble Set, 2 or more pieces
3. Tea Cozy
4. Potholders, set of 2
5. Doily, 10" across or larger
6. Dog Coat or Sweater
7. Doll or teddy bear clothing displayed on a doll or teddy bear, one outfit
8. Purse or tote bag
9. Stuffed toy or doll
10. Any other knitted item for the home, NOT listed elsewhere

Division Letter: D - KNITTING - SWEATERS AND AFGHANS

Premiums: 1st - \$3.00 2nd - \$2.50 3rd - \$2.25 4th - \$2.00

1. Cardigan or coat, one color (or multi-color skeins)
2. Pullover, one color (or multi-color skeins)
3. Pullover, Multiple colors (Colorwork e.g. stranded or intarsia knitting)
4. Cardigan or coat, Multiple Colors (Colorwork e.g. stranded or intarsia knitting)
5. Afghan, 48" wide or larger
6. Afghan, Lap size, at least 30" wide but less than 48" wide

CROCHETING**Division Letter: E - CROCHETING FOR INFANTS AND CHILDREN (Newborn to 10 years)**

Premiums: 1st - \$2.00 2nd - \$1.75 3rd - \$1.50 4th - \$1.25

Class #:

1. Afghan or Blanket for baby or toddler
2. Cap or Hat
3. Scarf
4. Dress or romper (one piece outfit)
5. Infant set, 2 or more pieces
6. Mittens or gloves
7. Slippers, Booties, or socks
8. Stuffed toy or doll
9. Sweater or Coat
10. Children's Winter Set: At least 2 of: Hat, Scarf, Mittens, Gloves
11. Any other crocheted item for newborn to 10 years NOT listed above

Division Letter: F - CROCHETING FOR ADULTS**Class #:**

1. Cap or Hat
2. Mittens, gloves, or fingerless gloves
3. Scarf or Cowl
4. Slippers
5. Socks
6. Shawl, Poncho, or Cape
7. Sleeveless sweater or vest
8. Any other crocheted item for adult NOT listed above

Division Letter: G - Miscellaneous Crochet**Class #:**

1. Seasonal or Holiday Decoration
2. Kitchen Ensemble Set, 2 or more pieces
3. Tea Cozy
4. Potholders, set of 2
5. Doily, 10" across or larger

6. Doll or teddy bear clothing displayed on doll or teddy bear, one outfit
7. Purse or tote bag
8. Stuffed toy or Doll
9. Pillow, 9" across or larger
10. Any other crocheted item for the home, NOT listed elsewhere

Division Letter: H - CROCHETING - SWEATERS AND AFGHANS

Premiums: 1st - \$3.00 2nd - \$2.50 3rd - \$2.25 4th - \$2.00

1. Cardigan or coat
2. Pullover sweater or vest
3. Afghan, 48" wide or larger
4. Afghan, Lap size, at least 30" wide but less than 48" wide

Division Letter: I - FELTING AND HAND SPUN YARNS

Premiums: 1st - \$2.00 2nd - \$1.75 3rd - \$1.50 4th - \$1.25

Class #:**Felting - Hand Knitted or Crocheted and Felted**

1. Article of Clothing (e.g. hat, scarf, slippers)
2. Purse or tote bag
3. Any other hand knit or crocheted and felted item

Hand Spun Yarn

4. 1 oz. skein of hand spun yarn, lace weight with a 4" swatch using the yarn, label with fiber content
5. 2 oz. skein of hand spun yarn, worsted weight with a 4" swatch using the yarn, label with fiber content
6. Knitted or crocheted item made with yarn spun by exhibitor, label with fiber content

A Champion Exhibit of each Division will be selected from the blue-ribbon exhibits.

A Knitting and Crocheting Department Grand Champion exhibit will be selected from the Champion exhibits of all Divisions.

OPEN CLASS DEPARTMENT 128 - HOME FURNISHINGS

- A. Check-in Time: Tuesday between 2PM and 7PM in the Open Class Building. See General Rules for All Exhibitors in the front of the book.
- B. Judging Time: Wednesday 9AM in the Open Class Building
- C. Release Time: Sunday 7PM (walk out only) & 7:30PM (vehicles). Claim checks must be presented to claim your exhibits.
- D. If entry tag is NOT correct or the exhibit is entered in the wrong division or class, the entry will be disqualified. It is the exhibitor's responsibility to make sure the entry tags are correct before judging and all changes to existing entry tags must be done by 6PM on Tuesday. No exceptions allowed.
- E. One entry will be allowed per exhibitor in any one class number. Attach entry tag to the upper right hand corner of the entry as you look at it using a safety pin.
- F. Items must be clean and ready for exhibiting. (No animal hair, spots, etc.)
- G. Entries must not have been in previous competitions at the Kenosha County Fair.
- H. Entries must have been finished within the last 2 years.
- I. Do not bring furniture for decorative use. Only bring entry to be judged.
- J. Unless specified, entries are NOT to be store bought.
- K. Embellishments must be washable and sewn.
- L. A Champion Exhibit will be selected from the blue-ribbon exhibits in each Division.
- M. A Home Furnishings Department Grand Champion Exhibit will be selected from the Champion exhibits of all Divisions.
- N. A "Judges Choice" ribbon may be given at the Judge's discretion to an outstanding exhibit in the Home Furnishings Department.

OPEN CLASS DEPARTMENT 150 SPECIALS

2026 Home Furnishings – Wreath celebrating our Whole Country's 250th Birthday (any material except fresh plants/flowers may be used) *Exhibit accepted Tuesday of fair week: 2PM – 7PM in the Open Class Building*

2027 Home Furnishings – Floral Arrangement in any type of Footwear for one foot- may use silk, dried, or any other type of artificial flowers (NO fresh materials) *Exhibit accepted Tuesday of fair week: 2PM – 7PM in the Open Class Building*

Division Letter: A - NEEDLEWORK

Premiums for Division A-C:

1st - \$2.25 2nd - \$2.00 3rd - \$1.75 4th - \$1.50

Class #:

1. Pillowcases, hand or machine embroidered, 2
2. Any other hand embroidered home furnishing linen, not a garment
3. Any other machine embroidered home furnishing linen, not a garment
4. Decorated Kitchen Hand or Dish Towels - set of (2) - applique, embroidery by hand or machine MADE BY EXHIBITOR
5. Decorated Kitchen Hand or Dish Towels - set of (2) - applique, embroidery by hand or machine PURCHASED towel EMBELLISHED BY EXHIBITOR
6. Counted Cross-Stitch any article, 14 count or fewer stitches per inch
7. Counted Cross-Stitch any article, 16 count or more stitches per inch
8. Novelty Needlework
9. Needlepoint Picture/ wall hanging
10. Pillow - Cross Stitch
11. Pillow - Embroidered
12. Pillow - Needlepoint
13. Pillow - Latch Hook
14. Any Felted Article

*A Champion Exhibit of Division A will be selected from the blue-ribbon exhibits.***Division Letter: B - ARTIFICIAL OR DRIED FLORALS**

Class #:

1. Corsage with artificial flowers
2. Artificial Flower arrangement, spring, no taller than 20"
3. Artificial Flower arrangement, summer, no taller than 20"
4. Artificial Flower arrangement, fall, no taller than 20"
5. Artificial Flower arrangement, winter, no taller than 20"
6. Artificial Flower arrangement, special occasion, not holiday, no taller than 20"
7. Artificial Flower arrangement, holiday, no taller than 20"
8. Holiday Wreath using artificial flowers
9. Seasonal Wreath using artificial flowers
10. Holiday Door or Wall Hanger, artificial flowers
11. Seasonal Door or Wall Hanger, artificial flowers
12. Dried Flower Arrangement, spring or summer, no taller than 20"
13. Dried Flower Arrangement, fall, no taller than 20"
14. Dried Flower Arrangement, winter or Christmas, no taller than 20"
15. Wreath using Dried flowers
16. Door or Wall Hanger using Dried Flowers

*A Champion Exhibit of Division B will be selected from the blue-ribbon exhibits.***Division Letter: C - MISCELLANEOUS**

Class #

1. Hooked Wall Hanging or Rug
2. Braided Rug
3. Any Loom-Woven Article
4. Any Hand-Woven Article
5. Any no sew Fleece Blanket, crib to lap, not larger than 60" x 78"
6. Holiday Door/wall Hanger (not listed elsewhere)
7. Seasonal Door/wall Hanger (not listed elsewhere)
8. Any Tree Ornament (no kits)
9. Christmas Stocking
10. Christmas Tree Skirt
11. Any other Winter/Snowman Decoration
12. Any other Fall/Thanksgiving Decoration
13. Any other Spring/Easter Decoration
14. Homemade soap (no kits)
15. Homemade Candle, poured or molded
16. Wreath for any season using primarily fabric, ribbon, etc. (NOT faux florals)
17. Gift Wrapping, shirt sized box, Seasonal Holiday
18. Gift Wrapping, shirt sized box, Baby/Wedding Shower
19. Gift Wrapping, shirt sized box, Child's Birthday

*A Champion Exhibit of Division C will be selected from the blue-ribbon exhibits.***Division Letter: D - WOODWORKING - FURNITURE (no kits allowed)**

Premiums: 1st - \$7.50 2nd - \$6.00 3rd - \$4.50 4th - \$3.00

Class #:

1. Small furniture (chair, stool, table, etc.)
2. Large furniture (table, chest, etc.) (Must be under 50lb or displayed on wheels)
3. Any wooden toy, puzzle, or game
4. Any other small article, not furniture

*A Champion Exhibit of Divisions D will be selected from the blue-ribbon exhibits.***Division Letter: E - WOODCRAFT**

Wood Craft = any decorated wood item (wood burning, birdhouse, painting, stencil art, pinewood derby, etc. *not woodworking)

Premiums: 1st - \$3.75 2nd - \$3.00 3rd - \$2.25 4th - \$1.50

Class #:

1. Painted wood item
2. Yard/Garden decoration MADE OF WOOD
3. Any Carved wood article
4. Any wood burning item
5. Refinished small accessory for room (i.e bookends, clock, ...)
6. Refinished furniture (must include statement/description of work done; under 25lb)
7. Remodeled or Reupholstered Small Furniture (must include statement/description of work done; under 25 lb)

*A Champion Exhibit of Division E will be selected from the blue-ribbon exhibits.***Division Letter: F - TABLE SETTINGS**

Premiums: 1st - \$4.50 2nd - \$3.00 3rd - \$2.50 4th - \$1.50

Class #

2026

1. Wild West
2. Carnival Fun
3. USA 250th Birthday Party

2027

1. A Walk in the Woods
2. A Stroll in the Garden
3. Stepping out to dinner in the Big City

Note: Card tables will be furnished for two table settings per exhibitor. Exhibitor may enter more table settings, however, it is requested you furnish the additional card tables. Each exhibit must include the following items: tablecloth and/or placemat, napkin, plate, glass and/or mug and/or cup and saucer and a floral or decorative arrangement. No cut fruit, dehydrated food is acceptable. Plan the arrangement, cloth, etc. in keeping with the kind of setting rather than in proportion to the tables provided. Table must be set with only one place setting.

*Champion Exhibit of Division F will be selected from the blue-ribbon exhibits.**A Home Furnishings Department Grand Champion Exhibit will be selected from the Champion exhibits of Division A, B, C, D, E, F.***OPEN CLASS DEPARTMENT 156 - YOUTH**

- A. Check-in Time: Wednesday from 12PM - 5PM in the Open Class Building. See General Rules for All Exhibitors in the front of the book.
- B. Judging Time: Wednesday at 6PM in the Open Class Building
- C. Release Time: Sunday 7PM (walk out only) & 7:30PM (vehicles)
- D. If entry tag is NOT correct or the exhibit is entered in the wrong division or class, the entry will be disqualified. It is the exhibitor's responsibility to make sure the entry tags are correct before judging and all changes to existing entry tags must be done by 6PM on Tuesday. No exceptions allowed.
- E. One entry will be allowed per exhibitor in any one class number.
- F. All exhibitors are required to pay an entry fee based upon their age (see entry form for details. Allows entry for all five days of the fair).
- G. Entries shall be the result of the exhibitor's own labor.

Premiums for all Divisions S: 1st - \$1.75 2nd - \$1.50 3rd - \$1.25 4th - \$1.00

Division Letter: A - PHOTOGRAPHY (5-8 year old)

5" x 7" color photo, mounted on 8" x 10" black or white poster board or foam board, ready to hang.

Class #:

1. Any kind of animal
2. A person
3. Nature
4. Any photo taken by special needs child

Division Letter: B - BAKING (5-8 year old)

Class #:

1. Chocolate chip cookies, 3
2. Brownies, frosted, 3
3. Cupcakes, decorated, 3
4. Cut out sugar cookies, decorated, 3
5. Small pie made in a mini tart pan (5 inches), any kind
6. Muffins, any kind, 3
7. Item made by child with special needs

Division Letter: C - ARTS AND CRAFTS (5-8 year old)

Class #:

1. Any media picture/drawing, no larger than 12" x 18", framed & ready to hang
2. Novelty art, mosaic, collage/montage, sculpture
3. Decorated wood item
4. Lego sculpture - no taller than 12" or wider than 12"
5. Tree ornament for any holiday
6. Jewelry – necklace
7. Jewelry – bracelet
8. Macrame (ex. keychain, plant hanger, necklace, etc.)
9. Item made by child with special needs

Division Letter: D - CLOTHING (5-8 year old)

Class #:

1. Any garment for a person
2. Tie-dyed, any garment, may be purchased
3. Embellished garment, must be washable, may be purchased
4. Scarf, headband, or hat
5. Doll clothes
6. Item made by a child with special needs

Division Letter: E - KNITTING AND CROCHETING (5-8 year old)

Class #:

1. Any knitted or crocheted item
2. Item made by a child with special needs

Division Letter: F - HOME FURNISHINGS

Class #:

5 - 8 year-old

1. Quilt
2. Any fleece blanket, crib to lap, not larger than 60" x 78"
3. One special occasion card
4. Scrapbook page in plastic insert
5. Potholder
6. Decorated flower pot
7. Decorated picture frame, no larger than 8" x 10"
8. Any other home furnishings article
9. Item made by a child with special needs

Division Letter: G - PHOTOGRAPHY (9 - 12 YEARS OLD)

5" x 7" color photo, mounted on 8" x 10" black or white poster board or foam board, ready to hang

Class #:

1. Any kind of animal
2. A person

3. Nature

4. Any photo taken by a child with special needs

Division Letter: H – BAKING (9 – 12 YEARS OLD)

Class #:

1. Chocolate chip cookies, 3
2. Brownies, frosted, 3
3. Cupcakes, decorated, 3
4. Cut out sugar cookies, decorated, 3
5. Small pie made in a mini tart pan (5"), any kind
6. Muffins, any kind, 3
7. Item made by a child with special needs

Division Letter: I - ARTS AND CRAFTS (9 – 12 YEARS OLD)

Class #:

1. Any media picture/drawing, no larger than 12" x 18", framed & ready to hang
2. Novelty art - mosaic, collage/montage, sculpture
3. Woodworking – made by exhibitor (ex: birdhouse, picture frame, trivet, clock, etc.)
4. Decorated wood item
5. Lego sculpture – no taller than 12" or wider than 12"
6. Tree ornament for any holiday
7. Jewelry – necklace
8. Jewelry – bracelet
9. Macrame (ex: keychain, plant hanger, necklace, etc.)
10. Item made by a child with special needs

Division Letter: J – CLOTHING (9 – 12 YEARS OLD)

Class #:

1. Any garment for a person
2. Tie-dyed, any garment, may be purchased
3. Embellished garment, must be washable, may be purchased
4. Scarf, headband, or hat
5. Doll clothes
6. Item made by a child with special needs

Division Letter: K - KNITTING AND CROCHETING (9 – 12 YEARS OLD)

Class #:

1. Any knitted or crocheted item
2. Item made by a child with special needs

Division Letter: L - HOME FURNISHINGS (9 –12 YEARS OLD)

Class #:

1. Quilt
2. Any fleece blanket, crib to lap, not larger than 60" x 78"
3. One special occasion card
4. Scrapbook page in plastic insert
5. Potholder
6. Decorated flower pot
7. Decorated picture frame, no larger than 8" x 10"
8. Any other home furnishings article
9. Item made by a child with special needs

Division Letter: M - PHOTOGRAPHY (13 - 17 YEARS OLD)

5" x 7" color photo, mounted on 8" x 10" black or white poster board or foam board, ready to hang

Class #:

1. Any kind of animal
2. A person
3. Nature
4. Any photo taken by a child with special needs

Division Letter: N – BAKING (13 - 17 YEARS OLD)

Class #:

1. Chocolate chip cookies, 3

2. Brownies, frosted, 3
3. Cupcakes, decorated, 3
4. Cut out sugar cookies, decorated, 3
5. Small pie made in a mini tart pan (5"), any kind
6. Muffins, any kind, 3
7. Item made by a child with special needs

Division Letter: O - ARTS AND CRAFTS (13 - 17 YEARS OLD)

Class #:

1. Any media picture/drawing, no larger than 12" x 18", framed & ready to hang
2. Novelty art - mosaic, collage/montage, sculpture
3. Decorated wood item
4. Lego sculpture – not taller than 12" or wider than 12"
5. Tree ornament for any holiday
6. Jewelry – necklace
7. Jewelry – bracelet
8. Macrame (ex: keychain, plant hanger, necklace, etc.)
9. Item made by a child with special needs

Division Letter: P – CLOTHING (13 - 17 YEARS OLD)

Class #:

1. Any garment for a person
2. Tie-dyed, any garment, may be purchased
3. Embellished garment, must be washable, may be purchased
4. Scarf, headband, or hat
5. Doll clothes
6. Item made by a child with special needs

Division Letter: Q - KNITTING AND CROCHETING (13 - 17 YEARS OLD)

Class #:

1. Any knitted or crocheted item
2. Item made by a child with special needs

Division Letter: R - HOME FURNISHINGS (13 - 17 YEARS OLD)

Class #:

1. Quilt
2. Any fleece blanket, crib to lap, not larger than 60" x 78"
3. One special occasion card
4. Scrapbook page in plastic insert
5. Pothead
6. Decorated flower pot
7. Decorated picture frame, no larger than 8" x 10"
8. Any other home furnishings article
9. Item made by a child with special needs


Division Letter: S – FAIR THEME

Class #:

1. 2026 Theme- Create a shoebox diorama with a herd of your favorite animals showcased in their environment. Please use ONE species of animal, either wild or domesticated.
2. 2027 Theme- Create a pair of bedazzled canvas shoes, meant to be worn or displayed, using beads, sequins, glitter paint, etc. in your own unique design. Be creative!

Class #:

1. Ages 5 – 8
2. Ages 9 – 12
3. Ages 13 - 17



JUNIOR FAIR CHECK IN AND SHOW SCHEDULE

Junior Fair Department	Check-In Time	Judging Time	Judging Location
1 – Dairy Cattle	Tuesday, 5 – 9PM Wednesday, until 8AM	Friday, approx. 10AM (following Open Show)	Show & Sale Arena
2 – Beef Cattle	Tuesday, 12 – 8PM	Thursday, approx. 10AM (following Open Show)	Show & Sale Arena
3 – Swine	Tuesday, by 3PM	Wednesday, approx. 9AM (following Open Show)	Show & Sale Arena
4 – Sheep	Tuesday, by 6PM	Wednesday, approx. 3:30PM (following Open Show)	Show & Sale Arena
5 – Goats	Tuesday, by 9PM	Thursday, approx. 3PM (following Beef Show)	Show & Sale Arena
6 – Horse & Pony	Wednesday, before 8AM	Friday, 8AM	Horse Show Ring
7 – Poultry	Tuesday, 5 – 9PM	Thursday, 8:30AM	Tent north of Poultry Barn
8 – Rabbits	Tuesday, 4 – 9PM	Friday, 8:30AM	Tent north of Rabbit Barn
9 – Dogs	Wednesday, prior to 9AM	Wednesday, 9AM	Grass area east of Fair Office
10 – Animal and Veterinary Science	Tuesday, Noon – 7PM	Tuesday, Noon – 7PM	Gold 4-H Building
13 – Cats	Tuesday, prior to 7PM	Tuesday, 7:30PM	Discovery Barnyard Building
14 – Plant & Soil Sciences	Tuesday, Noon – 7PM	Tuesday, Noon – 7PM	Gold 4-H Building
15 – Flowers and House Plants	Tuesday, Noon – 7PM	Tuesday, Noon – 7PM	Gold 4-H Building
16 - Natural Science, Environment, Recycling	Tuesday, Noon – 7PM	Tuesday, Noon – 7PM	Gold 4-H Building
17 – Cloverbuds	Tuesday, Noon – 7PM	Tuesday, Noon – 7P	Gold 4-H Building
18 – Arts & Crafts (formerly Cultural Arts)	Monday, Noon – 7PM	Monday, Noon – 7PM	Blue 4-H Building
20 – Photography, Computers	Tuesday, Noon – 7PM	Tuesday, Noon – 7PM	Gold 4-H Building
22 – Woodworking	Tuesday, Noon – 7PM	Tuesday, Noon – 7PM	Gold 4-H Building
23 – Electricity	Tuesday, Noon – 7PM	Tuesday, Noon – 7PM	Gold 4-H Building
24 – Mechanics	Tuesday, Noon – 7PM	Tuesday, Noon – 7PM	Gold 4-H Building
25 – Foods and Nutrition	Tuesday, Noon – 7PM	Tuesday, Noon – 7PM	Blue 4-H Building
26 – Clothing and Sewing	Tuesday, Noon – 7PM	Tuesday, Noon – 7PM	Blue 4-H Building
27 – Knitting and Crocheting	Monday, Noon – 7PM	Monday, Noon – 7PM	Blue 4-H Building
28 – Home Environment	Monday, Noon – 7PM	Monday, Noon – 7PM	Blue 4-H Building
29 – Family Living, Child Development	Monday, Noon – 7PM	Monday, Noon – 7PM	Blue 4-H Building
32 – Youth Group Scrapbooks & Banners	Tuesday, Noon – 7PM	Tuesday, Noon – 7PM	Gold 4-H Building
33 – Youth Leadership	Tuesday, Noon – 7PM	Tuesday, Noon – 7PM	Gold 4-H Building
34 – Health, Social and Political Science	Tuesday, Noon – 7PM	Tuesday, Noon – 7PM	Gold 4-H Building

JUNIOR FAIR DEPARTMENT

Junior Fair Regulations

- A. Junior Fair entries are to be done online by June 25th by the Exhibitor. Club Leaders are responsible for approving all the club members' online entries by July 1st of the exhibit year. All late entries must be submitted online no later than July 24th and approved online by the Club Leader by July 30th. Exhibitor will be notified by the Fair Office when late-entry tags are ready to be picked up by the Exhibitor. The Exhibitor must pay a \$1 late fee per item when picking up fair tags.
- B. All exhibitors in the Junior Fair must be members in 4-H, FFA, FHA or any other youth organization having adult leadership in Kenosha County. Adult leaders must be confirmed by their organization and must show educational plan from their organization to the Kenosha County Fair Executive Board prior to February 1st of the year the organization wishes to participate in the Fair. The Executive Board has the authority to approve organizations participation into the Fair. Junior Fair members in kindergarten, 1st and 2nd grade will be judged with 4-H Cloverbuds only. Exhibitors in the above-mentioned groups are required to be in Grade 3 as of January 1 of the exhibit year and through one year past high school.
- C. Entries by youth will be disallowed from showing at the Kenosha County Fair if there is not a record of their enrollment in one of the county youth organizations with their address. 4-H youth entries will be disallowed if the youth does not have an approved enrollment in 4-H Online by May 1st. A 4-H Club Leader will certify entrants are registered for countywide projects and are members in good standing. Project certification for entries outside of county wide level projects is not necessary.
- D. Exhibits in the Junior Fair must be a result of the exhibitor's project or projects in which he or she is currently enrolled, and must be the result of the member's own labor during the current school or enrollment year.
- E. The Kenosha County Fair Executive Board has the right to disqualify any Junior Exhibitor from the Kenosha County Fair at any time.
- F. The Kenosha County Fair Executive Board will set the rules regarding tag-in dates, weights, tagging, tattooing, rate of gain and other rules regarding the Kenosha County Fair book exhibits.
- G. Any Junior Fair exhibitor that has been disqualified from any county fair for a project and/or behavioral violation will not be eligible to enter the Kenosha County Fair for three (3) years from the time the violation has taken place.
- H. No exhibitor shall make more than one entry in any one class number (exceptions are livestock exhibits).
- I. All Junior Fair exhibits are judged by Danish system unless otherwise indicated. When divisions in the Junior and Education Departments are judged according to the Danish system, 4 group placings will be awarded.
- J. First Prize (Blue Ribbon), Second Prize (Red Ribbon), Third Prize (White Ribbon), Fourth Prize (Pink Ribbon)
- K. Exhibitor's ticket. All exhibits in the Junior Fair will be required to purchase an exhibitor's ticket costing \$12.00, except Cloverbud exhibitors. Cloverbuds are exempt from the exhibitor's ticket and therefore have free admission into the Fair.
- L. Health certificates for livestock. See Health Regulations in the front of the book.
- M. Registration papers on livestock exhibited as registered MUST be checked by superintendent before judging begins.
- N. Junior Fair exhibitors may exhibit (if they so choose) in the Open Class. However, if they exhibit in the Open Class, they may not exhibit the same animals, article, or product in the Junior Fair. A Junior Fair Exhibitor wishing to enter Open Class can upgrade their Junior Exhibitor Ticket to a Dual Exhibitor ticket for an additional \$5.00. An entry form for both the Junior Fair and Open Class must be submitted by the respective deadline dates.
- O. Any exhibitor showing in a division that designates a specific grade, for example, showmanship contests, will be considered on the basis of his or her grade as of January 1 of the present year.
- P. Junior Fair and Open Class livestock shall be housed separately and any Junior Fair exhibitor who fails to house his or her livestock in the area assigned by the superintendent shall forfeit his/her premiums. Mechanical ventilation in the livestock buildings will be used at the discretion of the superintendent.
- Q. When there are 16 or more animals entered in any Junior Fair division - at the discretion of the fair superintendents - the division may be divided into approximately equal groups and each group judged as a division. (Swine will split at 10 or more)
- R. No commercial or farm names may be worn by Junior Fair exhibitors while in show or sale ring. Proper and clean attire must be worn in the show and sale ring.
- S. Members staying overnight with livestock must register with the Fair Office, present written permission signatures from parent and superintendent to Fair Police before 9:00 PM of the current day and obtain Public Safety wrist band.
- T. All entry tags must be attached to the projects (non-animal) and filled out properly before the project can be judged. The bottom stub is to be removed and used when picking up the project on Sunday night.
- U. All Junior Fair exhibits must be brought to the judge by the exhibitor. Please see the schedule of judging on Page 34. Each exhibit will receive an evaluation and placing at the time of entry. If it is impossible for an exhibitor to be available at this time, their representative may bring the exhibit to the judge. Youth are strongly urged to participate in the fair face-to-face judging. Youth who do not participate in the face-to-face judging will have their entry automatically lowered one placing. In addition, the judge will have the right to further lower the exhibit placing if the judge is in doubt that it is indeed the youth's project.
- V. No exhibits are to be released before 7PM (walk out only) & 7:30PM (vehicles) Sunday. Exhibits should be picked up before 9pm on Sunday.
- W. Special care will be exercised in the care of exhibits, but the exhibits are displayed at the owner's risk. Once the item has been judged, in order to receive premium money, it must be left as an exhibit for the duration of the fair, no exceptions. The Department is not responsible for exhibits left on the fairgrounds after the close of the Fair.
- X. Rules specific to individual departments are listed at the beginning of each department section. Also refer to "Rules for Livestock Show at Kenosha County Fair".
- Y. Any youth may participate in Junior Fair regardless of where they live in relation to Kenosha County.
- Z. All animals must be housed in Kenosha County for the duration of project to be eligible for sale at the Fair. If an exception is requested, follow this procedure: Prior to starting a livestock project, a youth must send an email to the Kenosha County Fair Manager (fairmanager@kenoshacofair.com) explaining the need for housing animals outside of Kenosha County. The request will be reviewed by the Kenosha County Fair Executive Board and a decision will be reached and communicated to the youth within 30 days.
- AA. Animal Project Standard Sheets must be signed every year and must be strictly adhered to.
- AB. Participation in Kenosha County Fair events, pre-fair judging, meetings of related activities implies parental/exhibitor permission regarding the use and distribution of your image, including but not limited to your name, voice and likeness (image). By attending the events you acknowledge and agree that photographs, video and/or audio recordings may be taken of the exhibitor and the exhibitor grants Kenosha County Fair the right to use the images in electronic and/or print distribution both now and in the future.
- AC. The Kenosha County Fair requires that all exhibitors grades 3 through one year past high school exhibiting an animal in the Beef, Dairy, Goat, Poultry, Rabbit, Sheep, or Swine projects participate in Youth for the Quality Care of Animals (YQCA), a national program focusing on food safety, animal well-being and character development. This program will allow youth to learn about other species of animals; not just the species they show. YQCA content and modules will demonstrate a progression of topic knowledge in designated categories based on youth ages as of January 1: Junior (ages 8-11), Intermediate (ages 12-14), Senior (ages 15-18), and Young Adult (ages 19-21). Exhibitors must be in 4th grade or older to sell in Swine project.
- AD. No cell phones are allowed in the Show & Sale ring while showing.
- AE. All Junior Fair Exhibitors will be held to the Kenosha County Fair Code of Conduct located on page 5 of the Premium Book.

**BY VIOLATING ANY OF THE ABOVE RULES,
THE KENOSHA COUNTY FAIR EXECUTIVE BOARD WILL HAVE
THE RIGHT TO ACCEPT OR DENY ANY ENTRY**

JUNIOR FAIR

JUNIOR DEPARTMENT 1 - DAIRY CATTLE

- A. Day of Judging: Friday immediately following Open Class Dairy show.
- B. All entries must be in assigned dairy barns on Wednesday before 8AM. Superintendent will begin animal check-in Tuesday evening for animals already present at the fairgrounds and must be completed by 8AM on Wednesday. A representative must be present at the time of check-in.
- C. For age classifications, see State Rules and Regulations in the front of the book.
- D. First and second in the Blue-Ribbon group in the registered divisions will be eligible to show for junior breed championships.
- E. Exhibitors must be in 3rd grade to show dairy cattle.
- F. First year members may only exhibit one animal. Second year members and beyond may exhibit one or more animals. Exhibitors will be held responsible for all animals they choose to exhibit at the fair.
- G. The breed judging order will begin with Holsteins, alternating with Brown Swiss, Ayrshire, Guernsey, etc.
- H. Exhibitors are required to clip and groom their own animals for the Junior Dairy Show.
- I. Members will conduct themselves at all dairy events in a manner reflecting the positive ideals and goals reflected by the Junior Program.
- J. In order to earn the Special Dairy Premium, ALL dairy project members are required to complete one of the following service options:
- Work one, two-hour shift at the Kenosha County Dairy Breakfast and one, two-hour shift in the Dairy Promotions Milk Booth at the Kenosha County Fair before NOON on Sunday.
 - Work two, two-hour shifts in the Dairy Promotions Milk Booth at the Kenosha County Fair before NOON on Sunday.
 - Clean clothes and a good attitude are expected.
- K. All animals must be shown by the project member who is exhibiting the animal. If the project exhibitor is unable to show the animal another dairy project member may show the animal. The superintendent is to be notified before the start of the specified dairy division in order to receive the superintendent's approval.
- L. Proper show attire (white pants and white shirt with no commercial advertisement) is expected to be worn by all members at any exhibition of their project animals. (At his or her discretion the show official may prevent an exhibitor from showing until proper show attire is worn.)
- M. ALL Dairy Project members are required to complete "Thank You" cards to businesses or individuals who donated money to the Special Dairy Premium. Members are to complete these "Thank You Cards" and turn them in to the superintendents by the designated time in order to receive their Special Dairy Premium Money. If the "Thank You" cards are not turned in, the project members will not receive their money. Club "Thank You" cards or Project "Thank You" cards are accepted. Any unclaimed money will be returned to the Special Dairy Premium fund.
- N. There is to be NO furniture in the dairy barns (i.e. couches, futons, or benches from outside the barn). Lawn chairs or one picnic table per club will be permitted as long as the space stays clean. Show boxes are to be put on the outside of barn.
- O. All animals must be housed in Kenosha County.

Division Letter:

- | | |
|-----------------------|----------------------|
| A. Holstein/Red-White | D. Brown Swiss |
| B. Guernsey | E. Ayrshire |
| C. Jersey | F. Milking Shorthorn |

Premiums: 1st - \$10.50 2nd - \$9.00 3rd - \$7.50 4th - \$5.00
Class #:

- | | |
|------------------------|---------------------------------|
| 1. Bull calf, Spring | 4. Heifer calf, Fall |
| 2. Heifer calf, Spring | 5. Heifer calf, Summer Yearling |
| 3. Heifer calf, Winter | 6. Heifer calf, Spring Yearling |

Premiums: 1st - \$13.50 2nd - \$10.50 3rd - \$9.00 4th - \$7.50
7. Heifer calf, Winter Yearling
8. Heifer calf, Fall Yearling
9. Unfreshened Two-Year old

Premiums: 1st - \$15.00 2nd - \$12.00 3rd - \$9.00 4th - \$6.00
10. Junior Two-Year old 15. Cow, 6 years
11. Senior Two-Year old 16. Cow, 7 years & older
12. Cow, 3 years 17. Dry Cow - Three-Year old
13. Cow, 4 years 18. Dry Cow - Four-Year old
14. Cow, 5 years 19. Dry cow, Five-Years & older

Trophies and Awards

Champion Male (Holstein only)

Junior Champion (for each breed exhibited)

Senior Champion (for each breed exhibited)

Grand Champion (for each breed)

Supreme Champion Overall (all breed winners compete) - Traveling Trophy

Premiums for Divisions G - I:

1st - \$12.00 2nd - \$9.00 3rd - \$6.00 4th - \$3.00

Division Letter: G - DAM AND OFFSPRING

- A. Open to any Junior Fair exhibitor showing a dam, exhibited at the Fair this year in either Open Class or Junior Fair, and one of her offspring
- B. All breeds compete in the same division.

Best Dam and Offspring --- Trophy

Division Letter: H - PRODUCE OF DAM

- A. Must be animals shown by one exhibitor
- B. All breeds compete in the same division
- C. 2 animals, any age, any sex, and produce of one cow
- D. Animals need not be owned by same exhibitor

Best Produce of Dam - Trophy

Division Letter: I - GET OF SIRE

- A. Three animals or any age (not more than one may be a bull) which are the offspring of the same bull. The name of the sire shall be designated by the exhibitor. The animals need not be owned by a single exhibitor.

Best Get of Sire - Trophy

Division Letter: J - CLUB HERD

Premiums:

1st - \$10.00 2nd - \$8.00 3rd - \$6.00 4th - \$4.00 5th - \$2.00

1. Four animals shown by not less than three members of one junior dairy group. Any breed, any age and either sex. Only one herd per club eligible for prize money. Not Danish system. Heeler to be a junior exhibitor.

BEST FITTED DAIRY ANIMAL

Show halters to the best fitted in each of the Beginning, Junior, Intermediate, and Senior Showmanship classes.

Division Letter: K - DAIRY SHOWMANSHIP

- A. Entrant must show his or her own calf unless otherwise approved by the Dairy Superintendents
- B. To be judged on showmanship and the way the animal is fitted for showing
- C. The top four individuals will receive premium money as listed below, however, all entries will receive ribbon

Premiums: 1st - \$3.75 2nd - \$3.00 3rd - \$2.25 4th - \$1.50

Class #:

1. Beginning Showmanship (3rd-4th grade on January 1 or 1st year showing)
2. Junior Showmanship (5th-6th grade on January 1)
3. Intermediate Showmanship (7th-8th grade on January 1)
4. Senior Showmanship (9th grade and above as of January 1. Previous first place winners in the Senior Showmanship are not eligible to show in the above showmanship classes but will show in the Champion Showman class.)
5. Champion Showman - The winning showman from each age division will compete for Champion Showman.

Top showman in each of the showmanship classes (Award)

ALUMNI SHOWMANSHIP

Any former Fair parent or participant may enter alumni class judging for Showmanship. Entrants must show an animal which is being exhibited in Junior Fair or Open Class. Judging will take place after the Champion Showman.

JUNIOR DEPARTMENT 2 - BEEF CATTLE

- A. Day of judging: Thursday at 10 AM following Open Class judging
- B. All entries must be in assigned beef barn on Tuesday between 12-8 PM
- C. All beef project members must be in the 5th grade by January 1st of the current year to be able to show and sell at the fair. EXCEPTION- any beef project member who has shown in Open Class beef while in 2nd AND 3rd grade is eligible to show and sell at the fair beginning in 4th grade (if in 4th grade by January 1st of the current year). 4th grade can only sell and show ONE animal.
- D. All exhibitor beef project market steers must be tagged in by superintendent team. Any tag that is not a KCB tag must be removed before fair.
- E. All beef project animals (steers and heifers) must be in the project member's possession by the November weigh-in date with the exception of a junior calf, which is born after January 1st of the exhibit year.
- F. All animals must be housed in Kenosha County and the beef superintendent has the right to "spot check" at any time. Superintendent team must be notified any time your fair steer leaves designated address where animal is housed and again upon animal's return.
- G. All animals must be shown by the Junior Fair member who is exhibiting the animal. In cases of extreme hardship where the project exhibitor is unable to show the animals, another project member may show the animals.
- H. Wild and uncontrollable animals, as declared by the superintendent and/or judge, shall be removed from the fair and showing rights revoked.
- I. No steer can be shown that was born before January 1st, two years preceding fair. Steers will be mouthed by fair veterinarian to determine age and the first pair of incisor teeth cannot be in wear.
- J. Horns are NOT allowed on steers or market heifers.
- K. No blindfolds, nose leads, breaking halters, etc. will be allowed at the fair.
- L. All steers must be weighed on the Wednesday of fair week beginning at 2 PM. Minimum weight for colored steers is 1100 lbs and for dairy breeds are 1300 lbs.
- M. The beef show will be a blow and go show with no hair length limit. In regard to fitting, blow and go will be defined as NO adhesives, waxes, coloring agents, paints, natural or synthetic fibers, or any other items that would change the basic appearance of any animal. No adding of artificial tail heads, switches, polls, hair, or heels allowed.
- N. To maintain a high degree of confidence and integrity in the show and sale, there will be NO injection of a gas, solid, or liquid to alter the normal conformation or degree of firmness of any animal.
- O. All fitting and grooming will be done in designated fitting area between 5 – 10 AM each day. No tying of steers outside of the barns (NO EXCEPTIONS). Kenosha County Fair exhibitors are required to fit their own animals for the Junior Show once they are on the fairgrounds. They may be assisted by immediate family members or by another current Kenosha County Fair beef exhibitor.
- P. All beef chutes must be taken down daily by 10 AM.
- Q. Animals must be stalled in barns and pens cleaned by 10 AM. Animals may not leave for remainder of the day/night without superintendent approval.
- R. We reserve the right to request samples on any animal. If there is a question on any animal, we shall request a post mortem tissue sample at the expense of the Livestock Sales Team. A signed market animal drug history form is required for all livestock entries.
- S. No dismantling of decorations or equipment in the barns without superintendent approval.
- T. Failure to comply with superintendent's interpretation of rules could result in removal from the show and/or sale.
- U. If there are 3 or more head of cattle from a breed not listed above, then a new breed class can be created for the current fair year.
- V. Market Animals will be released at 4:00pm Sunday of Fair Week (8/23/26 or 8/22/27) ONLY ANIMALS (all decorations, stall, etc. must stay until typical release.
- W. Fit Show Rules: We will strictly follow the guidelines of Wisconsin State Fair

rules for a fit show. If papers are provided at weigh in and we have 3 or more in that class, you will have to show in that breed class. If there are not enough to make a class, you will have the option to be put in AOB or Crossbred classes.

1. The beef show will be a full fit show, however, an exhibitor is not required to fit his/her cattle to participate in the show. The Kenosha County Fair will adhere to Wisconsin State Fair fitting and ethics rules for all exhibitors (whether fitting their cattle or not) and are as follows: Source https://wistatefair.com/pdfs/competitions/entry_info/junior_rules_and_regs.pdf

2. To maintain a high degree of confidence and integrity in the livestock shows, Kenosha County Fair reserves the right to disqualify any animal fitted in an unethical manner and disqualify the exhibitor. Unethical fitting is prohibited and shall include but is not limited to:

- Any injection of gas, solid or liquid to alter the normal conformation.
- Treating the udder internally or externally with an irritant or other substance to artificially improve conformation is prohibited.
- Any cutting or tearing of the hide, cutting, or tearing underneath the hide, or removal of tissue to alter the shape or appearance is prohibited.
- Attempts to disrupt or change normal dental development, dyeing or coloring of hair to change/alter natural hair color or pattern, adding artificial tail heads, switches, polls, hair, and heels, as well as any attempt to change the conformation and degree of firmness by administration of fluids internally or externally in a liquid or solid state is prohibited.
- The use of clenbuterol is prohibited.

3. PROHIBITED PRACTICES- THE FOLLOWING PRACTICES ARE PROHIBITED

- Treating or massaging any part of the animal's body, internally or externally, with an irritant, counterirritant, or other substance to temporarily improve conformation.
 - Surgical alterations, excluding the removal of warts or horns
 - Use of Injections
 - Use of electrical contrivances
 - Feeding of material not conducive to the health of the animal, safety of food or marketability of its carcass
 - Artificially filling animals by drenching, stomach pumping, or airing injections
 - Alternative treatments and therapeutic practices including but not limited to: Acupuncture, Chiropractic Services, Massage Therapy, Therapeutic Laser, PEMF Magnetic therapy (i.e. Magna Wave), Kinesiology tape (i.e. KT tape), Muscle Stimulators (i.e. Tens Unit), therapy plate
- X. A wristband will be issued which must be worn while participating and/or assisting with their family member's grooming activities. Lost or broken wristbands must be replaced immediately by a beef superintendent. Failure to have the appropriate wristband may result in disqualification of the animal from exhibition/show and possible removal of the non-compliant person from the Fairgrounds for interfering with Junior Fair rules beef exhibitor

Division Letter: Heifers

- | | |
|--------------|---------------------|
| A. Angus | E. Simmental |
| B. Charolais | F. All Other Breeds |
| C. Hereford | G. Crossbred |
| D. Shorthorn | |

Base dates for beef heifers:

Junior Calf: Born on or after January 1 of exhibit year. Must be at least four months old at time of exhibit.

Senior Calf: Born during the period of September 1 to December 31 of year preceding fair.

Summer Yearling: Born during the period of May 1 to August 31 of year preceding fair.

Junior Yearling: Born during the period of January 1 to April 30 of year preceding fair.

Senior Yearling: Heifer born during the period of September 1 to December 31 two years preceding fair.

Premiums: 1st - \$10.50 2nd - \$9.00 3rd - \$7.50 4th - \$5.00

Class #:

1. Heifer, Junior Calf

Premiums: 1st - \$13.50 2nd - \$10.50 3rd - \$9.00 4th - \$7.50

2. Heifer, Senior Calf
3. Heifer, Summer Yearling
4. Heifer, Junior Yearling
5. Heifer, Senior Yearling

Premiums: 1st - \$9.00 2nd - \$7.50 3rd - \$6.00 4th - \$5.00

6. Cow, 2 years old and older (Cow only)

Champion female of all breeds (Ribbon & Trophy)

Champion Heifer - Ribbon

MARKET BEEF

Division Letter:

- H. Angus
- I. Hereford
- J. Shorthorn
- K. Simmental
- L. Maine-Anjou
- M. English Crossbred – both parents are of English breeds (no exotics). i.e. Herefords, Angus, Shorthorn.
- N. Exotic Crossbred – one parent of exotic breed. i.e. Simmental, Charolais, Santa Gertrudis, etc.
- O. Dairy Beef Crossbred- one parent is beef breed and one parent is dairy breed
- P. Dairy Steer- both parents are dairy breeds
- Q. Any Other Breed - will follow breed association guidelines. Red Angus, Chi, and Charolais will fall in this class.
- R. Maintainer
- S. Charolais
- T. Chianina

Premiums: 1st - \$9.00 2nd - \$7.50 3rd - \$6.00 4th - \$5.00
Light Weight Medium Weight Heavy Weight

Champion (Ribbon)

No state aid shall be paid for more than one premium awarded to an exhibitor under one weight class, except 2 may be awarded in the highest weight class. The champion animal from each of the above market beef divisions will compete for:

Grand Champion & Reserve Champion (Ribbons)

One Champion market steer from each Division (H-Q) - Trophies

Grand Champion & Reserve Champion Market Steer - Trophies

Division Letter: S - BEEF SHOWMANSHIP (MANDATORY)

Entrants must show his or her own beef to be judged on showmanship and the way the animal is presented for showing. Only the top four individuals receive premium money as listed below, however, all entries will receive ribbons.

Premiums: 1st - \$3.75 2nd - \$3.00 3rd - \$2.23 4th - \$1.50

Class #:

1. Junior Showmanship (4th – 6th grade on January 1 of exhibit year)
2. Intermediate Showmanship (7th – 8th grade on January 1 of exhibit year)
Previous first place winners in Junior and Intermediate Showmanship must show in the NEXT level up of showmanship class.
3. Senior Showmanship (9th grade and above as of January 1 of exhibit year) Previous first place winners in the Senior Showmanship are not eligible to show in the above showmanship classes, but will show for Champion Showman.
4. Champion Showman- Open to this year's first place winners in the Junior, Intermediate, and Senior Showmanship classes and first place winners of previous years in the Senior Showmanship who are exhibiting in the Junior Beef Department this year.

5. Fit Show Rules: We will strictly follow the guidelines of Wisconsin State Fair rules for a fit show. If papers are provided at weigh in and we have 3 or more in that class, you will have to show in that breed class. If there are not enough to make a class, you will have the option to be put in AOB or Crossbred classes.

An award will be presented to the top showman in each of the above classes. In addition, an award for the top showmen of Polled Hereford cattle in the Junior Fair, FFA organizations, and Junior, Intermediate, and Senior classes will be awarded.

JUNIOR DEPARTMENT 3 - SWINE

- A. Day of judging: Wednesday at 9:00 AM (immediately following the Open Class show)
- B. All entries must be in assigned pens by Tuesday at 3 PM.
- C. For age classifications, see State Rules and Regulations in the front of the book.
- D. Any swine project member (3rd grade and older) may enroll in the swine project. However, if they don't meet the age/grade requirement for selling at the auction, they may show in the Open Class at the Fair. In short, only swine project members in the 4th grade or above may show Junior Fair market swine. 4th graders and any first-year project member in 4th grade or above may sell two (2) market swine or up to two (2) large animals.
- E. We will follow the Wisconsin State Fair Health Rules, subject to change. Health papers must be presented to barn superintendent before animals are unloaded. No faxed papers are allowed.
- F. All pigs will be tagged and registered by May 1st. Exhibitor can tag up to and register up to four (4) pigs.
- G. All animals must be shown by the Junior Fair member who is exhibiting the animal. If the exhibitor is unable to show the animal, another project member may show the animal with consent of the superintendent.
- H. Sampling to be done by the Livestock Sales Team for the Champion and Reserve Champion will be at the expense of the Livestock Sales Team. We do reserve the right to request samples of any animal. On any animal that there is a question about, we shall request a post mortem tissue sample at the expense of the Livestock Committee. A signed market animal drug history form is required for all livestock entries.
- I. Any surgical procedure or injection of any foreign substance or drug or the external application of any substance (irritant, counterirritant, or similar substance) which could affect the animal's performance or alter its natural contour, confirmation, or appearance, except external applications of substances to the hoofs or horns of animals which affect appearance only and except for surgical procedures performed by a duly licensed veterinarian for the sole purpose of protecting the health of the animal, is prohibited.
- J. Use of wood shavings is mandatory at the Fair. The exhibitor must have all pens cleaned and feed pans out by 9AM each day of the fair.
- K. The only scale allowed on the fairgrounds is the official swine scale.
- L. Ear tag numbers must be listed on health papers.
- M. All animals must be housed in Kenosha County or as approved by the Kenosha County Fair Executive Board.
- N. The Swine Show is a terminal, or all kill show. Any hog that is on the fairgrounds will be bound for slaughter.
- O. The barrow or gilt must weigh between 225 and 290 pounds.
- P. Junior Exhibitors must have attended at least 3 – 4H project meetings or made arrangements with the Junior Swine Education Team
- Q. Junior Exhibitors must be registered as an active 4H member through the UW-Extension 4H office for Kenosha County.
- R. Market Animals will be released at 4:00pm Sunday of Fair Week (8/23/26 or 8/22/27) ONLY ANIMALS (all decorations, stall, etc. must stay until typical release.

Premiums: 1st - \$7.50 2nd - \$6.00 3rd - \$4.50 4th - \$3.00

Division Letter: A Market Stock

- | | |
|-------------------------|----------------------|
| 1. Market Duroc | 6. Market Yorkshire |
| 2. Market Chester White | 7. Market Berkshire |
| 3. Market Poland China | 8. Market Hereford |
| 4. Market Spot | 9. Market Crossbred |
| 5. Market Hampshire | 10. Market Crossbred |

MARKET SWINE SHOW: Only single market animals will be shown. There will be separate divisions for all breeds. Each exhibitor can show two single market hogs. Example: You may show 1 purebred & 1 crossbred or 2 purebred or 2 crossbreds. Each will be broken into their own weight class. There must be at least 10 entries per class before superintendents will consider splitting classes. Identification registry papers of registered pigs must be turned in at the time of weigh in to the superintendent and their staff. Telephone calls and other communications from the breed associations certifying application for registration will not be accepted. All animals shown in the junior swine department shall be owned by the junior exhibitor.

To prove ownership, youth must provide evidence that junior exhibitor is part of family or farm operation as legal owners on registration papers as verified by letter from Breed Association or notarized statement signed by parent/legal guardian, junior exhibitor and notary public. Litter recording or individual registration will be accepted if they comply with the specific Breed Association regulations or rules. Duroc Breed Association does not provide litter recording service. The identification and ear notching indicated on the registration certificate must correspond with the animal to be exhibited. All pigs must comply with the acceptable ear notch system. Purebred market hogs must have an individual registration paper. Market hogs without purebred papers will be shown as crossbreds. Market Animals will be released at 4:00pm Sunday of Fair Week (8/23/26 or 8/22/27) ONLY ANIMALS (all decorations, stall, etc. must stay until typical release.

Grand Champion, Reserve Champion, & Champions of Each Breed (Awards)

Division Letter: S - SWINE SHOWMANSHIP

Exhibitor must show his/her own hog. To be judged on basis of appearance of the showman, showmanship and the fitting of the animal. Only the top four individuals receive premium money in each division as listed below, however, all entries will receive ribbons. Exhibitors that win their class must move up to the next class the next year.

Premiums: 1st - \$3.75 2nd - \$3.00 3rd - 2.25 4th - \$1.50

Class #:

1. Beginning Showmanship - 3rd-4th grade members as of January 1 of exhibit year and any first year member of the swine project regardless of age. All returning members will be placed in age appropriate bracket.
2. Junior Showmanship - 5th-6th grade members as of January 1 of exhibit year (Champion Junior Showman Award)
3. Intermediate Showmanship - 7th-8th grade members as of January 1 of exhibit year. (Champion Intermediate Showman Award)
4. Senior Showmanship - 9th grade and above members as of January 1 of exhibit year. (Champion Senior Showman Award)
5. Open to this year's first place winners in the Beginning Junior, Intermediate and Senior Showmanship classes and first place winners of previous years Senior Showmanship, who are exhibiting in the Junior Swine Department this year.
Champion Showman (Award) & Reserve Showman Award

JUNIOR DEPARTMENT 4 - SHEEP

- A. Day of judging: Wednesday at 3:30 PM, after Open Class Sheep
- B. All animals must be in place by 6 PM Tuesday night of the fair. The weigh-in will be Tuesday of the Kenosha County Fair after 6 PM.
- C. Any Junior Fair exhibitor (3rd grade or older) may show in the Sheep Project.
- D. See additional requirements listed under Market Lambs.

Division Letter:

- A - Shropshire
B - Hampshire
C - Suffolk

- D - Corriedale
E - Natural Colored
F - Oxford
G - Dorset
H - Southdown
I - Crossbred
J - Dorset Advantage
K - All Other Breeds
L - Dorper

Premiums: 1st - \$6.00 2nd - \$4.50 3rd - \$3.00 4th - \$2.00

Class #:

1. Ram, spring lamb (born in year of fair)
2. Ram, fall lamb
3. Ram, 1 year & under 2
4. Ewe, spring lamb (born in year of fair)
5. Ewe, fall lamb
6. Ewe, 1 year & under 2
7. Mature ewe
8. Ewe, pen of 2 ewe lambs bred & owned by exhibitor

Champion & Reserve Champion ram of each breed (Ribbons)

Champion & Reserve Champion ewe of each breed (Ribbons)

Champion ram of all breeds & Champion ewe of all breeds (Trophies)

MARKET LAMBS

1. Sheep Project exhibitors 4th grade and above may show and sell market lambs, but any sheep project member may show breeding stock.
2. Market lambs must be born on or after January 1st of the current fair year. All male market lambs must be castrated, all female market lambs are eligible. Ewe lambs to be shown as breeding stock do not need to be tagged.
3. No one can contact WLIC for tags as all the tags can only come from Kenosha County.
4. The only ear tags that will be allowed are the Kenosha County Fair tag, Wisconsin State Fair tag, and Scrapie tag. All other tags will be removed at identification. If a lamb loses an ear tag, the exhibitor must notify Kenosha County Fair Sheep Superintendents immediately so the tag can be replaced. If a lamb is missing a tag upon a visit or arriving at the fair and a Superintendent was not notified, this lamb will be disqualified.
5. Exhibitors may identify up to four (4) market lambs at the initial identification. Lambs must be identified by exhibitor or family. A lamb may not be shown at another fair or be shown by another exhibitor other than an immediate family member. Exhibitors that are going to show market lambs must have the lambs tagged by the date set by Kenosha County Fair Superintendent. Exhibitors may only sell two (2) large animals.
6. All lambs must physically be at the tag-in, unless specified by Superintendent.
7. All lambs must be owned and housed at the location stated on the signed identification form. The Superintendent must be notified prior to moving the lambs in the event of a change in residency. If a project animal is moved from the location stated on the identification form, for any reason or length of time, the exhibitor must notify the Sheep Superintendent prior to taking the animals.
8. Kenosha County Sheep Superintendent may make a surprise inspection after contacting a member or a member's parent/guardian to accompany them on their visit to the location where the animal is housed. Superintendent will check to make sure the animal has its proper tag and is receiving care and feed.
9. All market lambs must be slick sheared seven (7) days or less before the fair date. No patch shearing will be allowed in the show or sale ring.
11. All shearing, grooming, and handling of sheep at the Kenosha County Fair will only be done by people actively involved in the Kenosha County Sheep Project.
12. Lambs not displaying proper breed character will be shown in the AOB class as determined by the Superintendent. Pens will be shown based on the criteria of: 50% similarity of finish, weight, and phenotype, 50% overall quality of lambs.
13. Pens will be shown first at Kenosha County Fair. An exhibitor is allowed to show two singles, not of the same breed. That exhibitor must show those two singles as a pen to be eligible to show both singles. Pens will be shown by weight and singles by breed, with classes divided at the discretion of Superintendent.

14. On Show Day, two hours prior to the beginning of the show, and the ½ hour following the conclusion of the show, the barn will be closed to anyone other than exhibitor, immediate family, and Sheep Project Leaders.
15. All sheep are required to stay within a designated area during Show Day and Grand Champion and Reserve Champion market lambs will only be allowed to leave the show ring after the show if accompanied by a Superintendent. All sheep will have DNA pulled.
16. Designated areas will consist of the area by the sheep barn, creek, and wash racks and must be visible to Superintendent at all times, until classes are called.
17. Lambs showing signs of distress due to unusual handling methods or symptoms of health distress from possible use of drugs or steroids will not be allowed to show. Cool-towelings of lambs is permitted, holding of ice or any frozen object against the lamb is prohibited.
18. Each exhibitor will be required to perform barn duty. All pens and feed pans must be removed from the pens by 10AM each day.
19. Exhibitors must adhere to proper dress code and must follow drug, alcohol, profanity, and misconduct policy as stated in the fair book.
20. All thank you notes for trophy sponsors and buyers must be turned in by 1PM on Sunday to Sheep Superintendent. All pens must be cleaned before leaving the fair on Sunday night.
21. Any infraction of the rules and expectations will result in consequences as described in the Kenosha County Fair Code of Conduct policy.
22. Market Animals will be released at 4:00pm Sunday of Fair Week (8/23/26 or 8/22/27) ONLY ANIMALS (all decorations, stall, etc. must stay until typical release.

Division Letter: K - PEN OF TWO MARKET LAMBS

Pens of market lambs are NOT shown by breed. Classes are separated based on the combined weights of both pen lambs.

Premiums: 1st - \$6.00 2nd - \$4.50 3rd - \$3.00 4th - \$2.00

Class #:

1. Pen of two market lambs
 - Light Weight -Medium Weight -Heavy Weight

Champion & Reserve Champion Pen of 2 Market Lambs (Trophies)

Division Letter: Single Market Lambs

L - Shropshire
 M - Hampshire
 N - Suffolk
 O - Corriedale
 P - Natural Colored
 Q - Oxford
 R - Dorset
 S - Southdown
 T - Dorset Advantage
 U - All Other Breeds (AOB) Purebred
 V - Crossbred
 W - Dorper

Premiums: 1st - \$6.00 2nd - \$4.50 3rd - \$3.00 4th - \$2.00

Class #:

1. Single market lamb (will be shown by breed)
 - Light Weight
 - Medium Weight
 - Heavy Weight

Champion & Reserve Champion Market Lamb (Trophies)

Division Letter: V - SHEEP SHOWMANSHIP

- A. All exhibitors in grades 3rd-5th as of January 1 of the exhibit year must participate in showmanship classes.
- B. Entrants must show his/her own animal.
- C. Exhibitor is judged on the basis of appearance of the showman, showmanship and the fitting of the animal.
- D. Only the top four individuals receive premium money in each class as listed below, however, all entries will receive ribbons.

Premiums: 1st - \$3.75 2nd - \$3.00 3rd - \$2.25 4th - \$1.50

Class #:

1. Junior Showmanship, 3rd-5th grade on January 1 of exhibit year.
2. Intermediate Showmanship, 6th-8th grade on January 1 of exhibit year.
3. Senior Showmanship, 9th grade or over as of January 1 of exhibit year.
4. Open to current year's first place winner and first place winners of previous years in the Senior Showmanship, who are exhibiting in the Junior Sheep Department in the current year.

JUNIOR DEPARTMENT 5 - GOATS

- A. Day of judging: Thursday afternoon following Beef Show in Show & Sale Arena (approximately 3PM). Champion Goat classes will run Friday following the Dairy Cow Show in the Show & Sale Arena.
- B. All animals must be in place by Tuesday at 9PM.
- C. Members must have met the Kenosha County Goat Project requirements to be eligible to show at the Kenosha County Fair, all animals must be housed in Kenosha County. Exhibitors must be 3rd grade or older to show dairy/pet/market breeding doe class and 4th grade or older to auction market animals
- D. Goats with full natural horns may be entered in MARKET BREEDING DOE, FIBER and COMPANION CLASSES ONLY. Dairy goats must be neatly disbudded or dehorned per AGDA standards (if not naturally polled) and scurs should be less than 2 inches. Goat Superintendent reserves the right to disqualify, remove or isolate goats deemed unsafe.
- E. All MALE goats (wethers) must be castrated.
- F. Youth Show order is as follows: Market Show, Showmanship, Senior Dairy Does, Junior Dairy Does, and Fiber.
- G. In dairy and market breeding stock classes, exhibitors may enter a maximum of 5 animals per class number but will only receive premiums on one entry. (Exhibitor must arrange enough Junior Fair member handlers prior to the start of the show.)
- H. Superintendent may consolidate age classes in the Junior Dairy Doe show if there are fewer than 5 animals entered for that breed.
- I. Appropriate show attire is required. (All white attire for Dairy Show, must have closed toe shoes.)
- J. Goats should be body clipped BEFORE the fair. Body clipping of goats at fair is strongly discouraged, touch up is allowed.
- K. Dry Does (not in milk) but have freshened in the past may be shown in their respective age classes. Dry milkers over 24 months of age that have never freshened may only be exhibited in the companion goat division.
- L. Pen cleaning and milking must be completed by 10AM each day of the fair.
- M. Refer to the front of the book for health regulations
- N. Animals shown in the 4H youth show may NOT be shown in the open show.

DAIRY BREEDING DIVISIONS (After each breed, a champion of breed will be chosen)

Division Letter:

A - Alpine
 B - Lamancha
 C - Nigerian Dwarf
 D - Nubian
 E - Toggenburg
 F - Oberhasli
 G - Saanen
 H - Sable
 I - Recorded Grade (Crossbred Dairy Breed)
 J - Any Other Breed (Guernsey, Pygmy, Mini Breeds)

Premiums: 1st - \$6.00 2nd - \$4.50 3rd - \$3.00 4th - \$2.00

JUNIOR DAIRY DOE SHOW

Class #:

Animals in classes 1-5 must not have ever freshened

1. Junior Doe Kid (born May of current year or after)
2. Intermediate Doe Kid (born March - April of current year)
3. Senior Doe Kid (born January - February of current year)
4. Junior Yearling Doe (born August 1 - December 31 of two preceding exhibit years)

5. Senior Yearling Doe (born before August 1, two years preceding exhibit year and less than 24 months of age)

A Champion and Reserve Champion will be chosen from each breed. An overall Grand and Reserve Champion of the Junior Doe Show will be chosen to compete for Supreme Champion of the Dairy Show.

SENIOR DAIRY SHOW

Class #:

Animals in classes 6-11 must have freshened including dry milkers

6. Yearling Milker Doe, under 2 years in milk
7. Junior Milker Doe, 2 years and under 3
8. Senior Milker Doe, 3 years and under 4
9. Mature Milker Doe, 4 years and under 5
10. Senior Aged Does, 5 years and over

A Champion and Reserve Champion will be chosen from each breed. An overall Grand and Reserve Champion of the Senior Doe Show will be chosen to compete for Supreme and Reserve Supreme Champion of the Dairy Show (the fair awards a champion and reserve champion ribbon to the dairy goat show).

GROUP CLASSES

- A. Group classes will follow the Junior and Senior Breed Classes
- B. Group classes will be grouped by class, not by breed
- C. Exhibitors must identify individual animals in each group and submit this list to the Superintendent prior to the start of the show.

Premiums: 1st - \$6.00 2nd - \$5.00 3rd - \$4.00 4th - \$3.00

Division Letter: K

Class #:

11. Get of Sire- 3 does of any age which are the offspring of the same sire. The name of the sire shall be designated by the exhibitor. The animals need not be owned by a single exhibitor.
12. Produce of Dam- 2 does, any age, both must have the same mother, the animals need not be owned by the same exhibitor.
13. Dam and Daughter- 1 doe and it's offspring (offspring can be any age)

MARKET BREED DIVISIONS

- A. Any infraction of the rules may result in the loss of show/sale rights.
- B. Any Junior Fair Member (3rd grade and above) may exhibit breeding stock. Only members in the 4th grade and above may show market goats for auction.
- C. Market Goats for auction, male (castrated) or female (no pure dairy breeds!) must have been born after January 1st of the current year. Both will be shown in the same breed classes, both must be dehorned before the May weigh-in.
- D. A full-sized market goat must be capable of reaching a minimum market weight of 50 pounds and be of appropriate body grade (as determined by the appointed grader at Fair) before fair time to be eligible for auction.
- E. A maximum of 4 market goats per exhibitor may be tagged in May and brought to the Fair. Exhibitors may only sell two (2) large animals total at the auction.
- F. All animals must be housed in Kenosha County. They must be housed at the location stated on the signed Identification form. The superintendents must be informed in the event of a change of residency prior to moving the animals.
- G. Kenosha County Goat Superintendent reserves the right to make an inspection after notifying the exhibitor and his or her parent/guardian to see the location where the animal is housed. A tag and wellness check will be performed.
- H. The only ear tags that will be allowed at the Kenosha County Fair are the Kenosha County Fair tag and a Scrapie Identification tag. All other tags will be removed at identification. If a goat loses its ear tag, the Goat Project Superintendent needs to be notified immediately so that it can be replaced. If a tag is missing upon arrival to the Fair, the goat will be disqualified.
- I. Weigh-in at the Fair will be Tuesday following the market lambsin an area designated by the Livestock Sales Team.

- J. All market goats must be slick shorn in order to qualify for show and auction. Definition: Slick sheared is defined as having no hair longer than inch above the hocks and knees, excluding the tail. Market goats should be slick sheared within 14 days of the show in order to meet these requirements.
- K. Female market breeding stock goats are allowed horns per the breed standard. Goat Superintendent reserves the right to disqualify, remove or isolate goats deemed unsafe.
- L. No Female Dairy Breed Goats will be eligible for auction.
- M. Appropriate show/sale attire is required. (Jeans and plaid long sleeved shirt, closed toe shoes)
- N. Members auctioning animals must hand in a thank you card by the end of the day Saturday of the Fair to the Goat Superintendent to receive their auction check. The card must have a properly addressed and stamped envelope.
- O. Market Animals will be released at 4:00pm Sunday of Fair Week (8/23/26 or 8/22/27) ONLY ANIMALS (all decorations, stall, etc. must stay until typical release.

MARKET CLASS DIVISION:

Premiums: 1st - \$6.00 2nd - \$4.50 3rd - \$3.00 4th - \$2.00

L - Boer

M - Any other purebred Market Breed (to include: Kiko, Spanish, Boer, Texmaster/Genemaster, Kinder, Tennessee Meat Goat, Savannah, Myotonic)

N - Any Crossbred of Market Breeds (No Dairy Breed Allowed)

O - Crossbred Market/Dairy Breed (up to 50% dairy breed allowed)

P - Dairy Wether (castrated male dairy breed only- no females)

Q - Non- Weight Qualifier Market Goat (Ribbons Only) - open to goats that did not weigh in at 70lbs or greater or grade "Choice", will not be considered for Champion Market Goat

MARKET CLASS BREEDING DOE DIVISION:

R - Boer

S - Any other Market Breed (Kiko, Spanish, Boer, Texmaster/Genemaster, Kinder, Tennessee Meat Goat, Savannah, Myotonic)

T - Any other Crossbred Market (up to 50% dairy breed allowed)

Class #:

1. Breeding Doe - Doeling (under 12 months)
2. Breeding Doe - Yearling (12-24 months)
3. Breeding Doe - Aged Doe (24 months and above)

Reserve Grand Champion & Grand Champion (Ribbon)

Division Letter: S - FIBER GOATS

This division includes: Angora, Cashmere, Pygora, and any crossbred fiber type.

Premiums: 1st - \$6.00 2nd - \$4.50 3rd - \$3.00 4th - \$2.00

Class #:

1. Junior Doe Kid (born in current year)
2. Yearling Doe (born Jan 1 – Dec 1 of previous year)
3. Adult Doe (born before Dec 31 of previous year)
4. Wether (any age)

Division Letter: T - GOAT SHOWMANSHIP

Exhibitors are encouraged to participate in showmanship. They will be judged on the basis of appearance of the showman, showmanship, and the fitting of the animal. Only the top four individuals will receive premium money as listed below. All entries will receive ribbons. All entries are as of January 1st of the current year.

Premiums: 1st - \$3.75 2nd - \$3.00 3rd - \$2.25 4th - \$1.50

Class #:

1. Novice Showmanship (any age, 1st year members ONLY)
2. Junior Showmanship (3rd-5th grade)
3. Intermediate Showmanship (6th-8th grade)
4. Senior Showmanship (9th grade and above)

Overall Champion Showman (Ribbon and Award sponsored by the Goat Project Leaders)

Division Letter: U - COMPANION GOAT

All Companion Goat Classes will run in the Show & Sale Arena following the Dairy Cow Show on Friday.

1. Pack and Cart Goats: Exhibitor will be judged on their knowledge of pack or cart goats and how well the handler and animal work as a team. This class is ribbons only.
2. Pet Goat: Class is judged on animal's responsiveness to exhibitor (ease of handling, response to name) and exhibitor's general goat project knowledge. Pet animals are NOT judged on confirmation. This class is ribbons only.
3. Goat Costume: Class is judged on creativity of exhibitors and goat's costume. This class is ribbons only.
4. Goat Obstacle Course: Class is judged on the speed and accuracy in which the goat completes the course. This class is ribbons only.

JUNIOR FAIR LIVESTOCK SALE

Chairman: Randall Rossi

ELIGIBILITY OF EXHIBITOR:

There will be no discrimination of any exhibitor at the show because of race, creed, color, or national origin.

1. All entry and weigh-in deadlines SHALL be followed. No exceptions.
2. Each exhibitor must be in at least 4th grade and not more than the year following high school graduation as of January 1 of the current calendar year.
3. All animals shown in market classes shall be owned and under the daily care of the Junior Fair exhibitor. Other housing and care situations will be approved by the Livestock Sales Team. ALL ANIMALS SHALL BE IDENTIFIED & WEIGHED AT THE STATED TIME ACCORDING TO COUNTY LIVESTOCK SALES TEAM POLICY.
4. All forms must be completed and signed by 6PM Thursday of the fair to be eligible for the Livestock Auction on Saturday
5. All livestock auction checks must be cashed within 120 days of receipt or funds will revert to the Kenosha County Fair- Building Fund, until the exhibitor sends a handwritten request for their check to be reissued. Any check that needs to be reissued will have 15% deducted and donated to the Kenosha County Fair - Building Fund

ELIGIBILITY OF ANIMALS:

1. Market steers, sheep, swine, goats, and baskets for dairy (champion & reserve champion) will be sold at the Junior Fair Livestock Sale, beginning Saturday at 1PM.
2. To be eligible for the sale, animals must meet the following requirements:
 - (a) Steers - Minimum weight 1,100 lbs. Holstein steer must be a minimum weight of 1,300 lbs.
 - (b) All eligible animals will be sold.
 - (c) All eligible Grand Champions and Reserve Grand Champions will be sold
 - (d) Market hogs - Weights between 225 lbs. - 290 lbs. only.
 - (e) Market lambs - Must weigh 100 lbs. or over with the exception of purebred Dorpers and Southdowns which must weigh 90 lbs. or more. All lambs must grade prime or choice.
 - (f) Market goats must weigh a minimum of 70 lbs. and grade prime or choice.
3. Animals not making weight requirements, grading of finish as determined by the Livestock Sales Team representative (judges or other designated evaluator) will not be sold at the sale. Any and all questions regarding weights, grades or eligibility must be resolved by the evaluator at the time of the initial grading. All decisions are final.
4. Animals must be identified by tag or tattoo given at official weigh-in date or its verified replacement.
5. All eligible Grand and Reserve Champions sell. A maximum of two animals may be sold by one exhibitor. No exceptions. The Livestock Sales Team reserves the right to determine which 2 champions will sell if more than 2 champions are shown per exhibitor. Exhibitors selling animals in the sale must be present to offer his or her animal in the sale ring. Another club member may sell animals for an owner in cases of extreme hardship. Prior approval from sale chairperson is necessary.
6. All sale animals must be clean in order to be eligible for sale.

7. Only approved show halters of animals will be allowed. NO other accessories allowed on animal. Ribbon won at the fair may be attached to show halter or exhibitor. NO advertising of farm, company, or firm on clothing or hat.
8. All species will have a re-weigh immediately after their prospective shows. The top two placing animals in each breed class will be re-weighed at the discretion of the Livestock Sales Team. A 5% variance from the original fair weigh-in will be allowed. Any other weights will result in immediate disqualification of sale rights.
9. All animal weights accepted and eligible for auction must be Kenosha County weights. No weights from any other source will be accepted.
10. Any animal pulled from the sale must be withdrawn by 6PM on the day of the show. Notice is to be given to the department superintendent.
11. Exhibitors are responsible for market livestock sold, until the exhibitor has turned the animals over to a Livestock Superintendent on Sunday evening at the close of the Fair. Buyers must make arrangements for all livestock to be removed from the fairgrounds on Sunday of the Fair and no later than midnight. No livestock will be allowed on the fairgrounds after midnight. The Fair and Sale Committee will assume no responsibility for lost or missing livestock. Five percent of sale receipts will be withheld by the Livestock Sale Team to be used for promotion.
12. No reserve of show rights. No buy backs.
13. The mandatory beef, pork and sheep check-off program will be in effect. Beef: \$1 per head sold. Pork: 0.35 of 1% gross value. Sheep: 0.005 per weight.
14. All trucking is arranged by the packing houses and Livestock Sales Team.
15. Youth project member(s) must grant a member of the Livestock Sales Team access to premise where any animal intended for sale is housed or youth forfeits rights of sale.
16. Market Animals will be released at 4:00pm Sunday of Fair Week (8/23/26 or 8/22/27) ONLY ANIMALS (all decorations, stall, etc. must stay until typical release.

JUNIOR DEPARTMENT 6 - HORSE AND PONY

- A. Written veterinarian proof of tetanus, East/West sleeping sickness and original negative Coggins is required and must be dated within the calendar year of the Fair. Proof of Flu and Rhino immunization is also required and must be dated 2 weeks prior but within 6 months of the Fair opening. If administering your own shots, proof of purchase and/or veterinarian proof (letter head) of shots is required. No phone verification will be accepted. This paperwork must be turned in to the barn superintendent before your horse is unloaded from the trailer and will be held until your horse is released on Sunday evening. Any out-of-state animal requires a valid 30-day health certificate. Horses can be checked by the Fair veterinarian at any time during the duration of the Fair. Sick horses will be sent home.
- B. Current Wisconsin Junior Fair Horse Project class rules and check sheet apply.
- C. No stallions over one year as of fair time are eligible to enter.
- D. Grade of exhibitor will be 3rd grade as of the current Junior Fair year. Youth under 3rd grade (of the current Junior Fair year) may not participate.
- E. Junior Fair horses to be owned or managed by exhibitor no later than May 1st, of the current Junior Fair year. In hardship cases, exhibitor, with a signed statement from veterinarian, must appear before the Horse Project Superintendents for ruling. Hardship classes will show ONLY in the specified hardship classes. ID sheets must be received at the Fair office by May 1st for both Horse and Horseless Horse.
- F. All horses and ponies will be kept on the Fairgrounds for the duration of the Fair. Horseless Horse buddies supporting the Horse project may be excluded from the mandatory barn housing rule (approval must be requested to Superintendent prior to May 1 of the Fair year).
- G. Horses must be in place by Tuesday between NOON and 2:30PM and will be released on Sunday at 7PM (walk out) or 8PM (vehicle access). No exceptions.
- H. Stalling arrangements will be made on a first-come, first-served basis. Contact the Superintendent before July 1st.
- I. Each exhibitor must participate in a showmanship class to be eligible to ride that same day.
- J. An exhibitor may show no more than two (2) horses per show.

- K. No exhibitor may take part in more than eight (8) classes; to include not more than one (1) English showmanship, one (1) Western showmanship, one (1) Western pleasure, one (1) Western riding, one (1) English pleasure, one (1) Western horsemanship, one (1) English equitation, one (1) Country Pleasure Driving, one (1) reinsmanship and two (2) trail classes. This rule does not apply to championship classes, the fun classes, the horseless horse classes or exhibition classes.
- L. The same horse may be shown by more than one exhibitor unless they are in the same age group. The only exception is trail. If there is a conflict to meet the show requirements, the state non-qualifying open classes are added to allow for the member to meet their requirement.
- M. Attire:
Friday Junior Fair Show: Proper Western or English attire required for respective classes (exception for exhibition classes).
Fun Classes: Long pants, boots, and a full-length shirt are required. (Tucked in t-shirts will be allowed, provided that they are unaltered. They must be plain solid colors or contain the Junior Fair logo. NO CONCERT T-SHIRTS ALLOWED.)
 SEI Helmets must be worn whenever mounted.
Boots: Riding boots or hard sole work type shoes will be worn by the exhibitor at all times around the barns and while handling and riding horses for the duration of the fair.
- N. Ponies will measure fifty-six (56) inches and under. All horse breeds will be considered ponies, with the exception of the miniature horse.
- O. Horseless Horse members are limited to eight (8) classes to include one (1) each (Western Horseless Horse Showmanship, English Horseless Horse Showmanship, Western Horseless Horse Walk Trot Pleasure, English Horseless Horse Walk Trot Pleasure, Western Horseless Horse Walk Trot Horsemanship, English Horseless Horse Walk Trot Equitation, Horseless Horse Walk Trot Trail, and In-Hand Trail. Horseless Horse members may also participate in the costume class which is not one of the 8 class limitations.
- P. Members grade 6 and over as of the current Junior Fair year, are eligible for horse and pony classes at the State Junior Fair Horse Expo.
- Q. No professional trainers are allowed on the rail during the Friday Junior Fair Show. For questions, see Superintendent.
- R. Adult Class Participants must use a horse that has been exhibited that day. Proper Western or English attire is required - SEI Helmets are required. Participant must complete a liability sheet prior to the adult class. This class will be held on Friday.
- S. Trail will be held on Friday (Can ride English or Western). A minimum of 7 riders is required to run the Trail class. Novelty riding will be after Gymkhana.
- T. No hitting of horses in front of the saddle. This is cause for disqualification.
- U. Some horse displays can be entered under Veterinary Science or Exploring if the member is enrolled in that project.

4-H ENGLISH AND WESTERN HORSE & PONY SHOW

Friday - 8:30AM SHARP (This show will be moved to Saturday in the case of rain at the Superintendent discretion.)

Division Letter: A - WESTERN SHOWMANSHIP AT HALTER

Friday - 8AM SHARP (This show will be moved to Saturday in the case of rain at the Superintendent discretion.)

Premiums: 1st - \$8.00 2nd - \$7.00 3rd - \$6.00 4th - \$5.00
 Class #:

1. Pony - Member 13th grade - 6th grade
2. Pony - Member 5th grade - 3rd grade
3. Horse - Member 13th grade - 12th grade
4. Horse - Member 11th grade - 10th grade
5. Horse - Member 9th grade - 8th grade
6. Horse - Member 7th grade - 6th grade
7. Horse - Member 5th grade - 3rd grade
8. Horseless Horse - Member 13th grade - 6th grade
9. Horseless Horse - Member 5th grade - 3rd grade
10. Hardship - Showmanship - English or Western Pony or Horse. Member any age (open only to hardship cases approved by the Fair Superintendents.

11. Open Western Showmanship: This class is added for specific cases only. Registration will be day of fair. Determined by the Superintendent
12. Championship Western Showmanship (1st & 2nd blue from classes 1 - 9)
13. Ranch Showmanship Exhibition - All ages (Ribbons only) (nylon/leather/rope, or plain halter)

Division Letter: B - ENGLISH SHOWMANSHIP AT HALTER

- A. Must show in bridle or halter (State Rules)
- B. The Danish System will be used

Premiums: 1st - \$8.00 2nd - \$7.00 3rd - \$6.00 4th - \$5.00
 Class #:

1. Pony - Member 13th grade - 6th grade
2. Pony - Member 5th grade - 3rd grade
3. Horse - Member 13th grade - 12th grade
4. Horse - Member 11th grade - 10th grade
5. Horse - Member 9th grade - 8th grade
6. Horse - Member 7th grade - 6th grade
7. Horse - Member 5th grade - 3rd grade
8. Horseless Horse - Member 13th grade - 6th grade
9. Horseless Horse - Member 5th grade - 3rd grade
10. Open English Showmanship - Non State qualifying: This class is added for specific cases only. Registration will be day of fair. Determined by the Superintendent.
11. Championship English Showmanship (First & Second blue from classes 1 - 9)
12. Whoa/walk (EWD) Showmanship (English or Western)

Division Letter: C - ENGLISH PLEASURE

- A. Horse or pony judged to its performance as a pleasure mount
- B. Trophies and ribbons only

Class #:

1. Pony - Hunter Under Saddle or Saddle Seat Pleasure - Member 13th grade - 6th grade
2. Pony - Hunter Under Saddle or Saddle Seat Pleasure - Member 5th grade - 3rd grade
3. Championship Pony English Pleasure - (1st & 2nd blue ribbons from classes 1 - 2)
4. Horse - Hunter Under Saddle - Member 13th grade - 12th grade
5. Horse - Hunter Under Saddle - Member 11th grade - 10th grade
6. Horse - Hunter Under Saddle - Member 9th grade - 8th grade
7. Horse - Hunter Under Saddle - Member 7th grade - 6th grade
8. Horse - Hunter Under Saddle - Member 5th grade - 3rd grade
9. Championship Horse English Pleasure (1st & 2nd blue ribbons from classes 4-8)
10. Saddle Seat Pleasure - Member 13th grade - 6th grade
11. Saddle Seat Pleasure - Member 5th grade - 3rd grade
12. Championship Saddle Seat Pleasure (1st & 2nd blue ribbons from classes 10-11)
13. English Walk-trot - Member any age. Judged 50% Pleasure, 50% Equitation. Non-qualifying for the State Expo. Cannot cross enter with any cantor or lope class. Exhibitor must enter their respective showmanship class.
14. Horseless Horse - English Walk-Trot Pleasure - Member 13th grade - 6th grade
15. Horseless Horse - English Walk-Trot Pleasure - Member 5th grade - 3rd grade
16. Horseless Horse Championship English Pleasure (1st & 2nd blue ribbons from classes 14-15)
17. Open English Pleasure Non-State Qualifying: This class is added for specific cases only. Registration will be day of fair. Determined by Superintendent.
18. English Pleasure Driving - Member 13th grade - 6th grade
19. English Pleasure Driving - Member 5th grade - 3rd grade
20. Championship English Pleasure Driving (1st & 2nd blue ribbons from classes 18-19)

Division Letter: D - ENGLISH EQUITATION

A. Judged on the exhibitor's ability to ride a horse or pony under saddle

Premiums: 1st - \$8.00 2nd - \$7.00 3rd - \$6.00 4th - \$5.00
Class #:

1. Reinsmanship - Member 13th grade - 6th grade
2. Reinsmanship - Member 5th grade - 3rd grade
3. Championship Reinsmanship (1st & 2nd blue from classes 1 - 2)
4. Pony Equitation - Hunt or Saddle Seat - Member 13th grade - 6th grade
5. Pony Equitation - Hunt or Saddle Seat - Member 5th grade - 3rd grade
6. Championship Pony Equitation (1st & 2nd blue ribbons from classes 4-5)
7. Horse Hunt Seat Equitation - Member 13th grade - 12th grade
8. Horse Hunt Seat Equitation - Member 11th grade - 10th grade
9. Horse Hunt Seat Equitation - Member 9th grade - 8th grade
10. Horse Hunt Seat Equitation - Member 7th grade - 6th grade
11. Horse Hunt Seat Equitation - Member 5th grade - 3rd grade
12. Championship Hunt Seat Equitation - (1st & 2nd blue ribbons from classes 7-11)
13. Horse Saddle Seat Equitation - Member 13th grade - 6th grade
14. Horse Saddle Seat Equitation - Member 5th grade - 3rd grade
15. Championship Saddle Seat Equitation - (1st & 2nd blue ribbons from classes 13-14)
16. Open English Equitation Non-State Qualifying: This class is added for specific cases only. Registration will be day of fair. Determined by superintendents.
17. Horseless Horse Walk-Trot English Equitation - Member 13th grade - 6th grade
18. Horseless Horse Walk-Trot English Equitation - Member 5th grade - 3rd grade
19. Horseless Horse Champion English Equitation (1st & 2nd blue ribbons from classes 17-18)
20. Whoa/Walk (EWD) Equitation/Horsemanship (English or Western)

Division Letter: E - WESTERN PLEASURE

A. Horse or pony judged to its performance as a pleasure mount
B. Trophies and ribbons only

Class #:

1. Pony - Member 13th grade - 6th grade
2. Pony - Member 5th grade - 3rd grade
3. Championship Pony - (1st & 2nd blue ribbons from classes 1 - 2)
4. Horse - Member 13th grade - 12th grade
5. Horse - Member 11th grade - 10th grade
6. Horse - Member 9th grade - 8th grade
7. Horse - Member 7th grade - 6th grade
8. Horse - Member 5th grade - 3rd grade
9. Championship Horse - (1st & 2nd blue ribbons from classes 4-8)
10. Western Walk-trot - Member any age. Judged 50% Pleasure, 50% Equitation. Non-qualifying for the State Expo. Cannot cross enter with any cantor or lope class. Exhibitor must enter their respective showmanship class.
11. Horseless Horse - Western Walk-Trot Pleasure - Member 13th grade - 6th grade
12. Horseless Horse - Western Walk-Trot Pleasure - Member 5th grade - 3rd grade
13. Horseless Horse Champion Western Pleasure (1st & 2nd blue ribbons from classes 11-12)
14. Open Western Pleasure Non-State Qualifying: This class is added for specific cases only. Registration will be day of fair. Determined by Superintendent.
15. Country Pleasure Driving - Member 13th grade - 6th grade
16. Country Pleasure Driving - Member 5th grade - 3rd grade
17. Championship Country Pleasure Driving (1st & 2nd blue ribbons from classes 15-16)

Division Letter: F - WESTERN HORSEMANSHIP

A. Judged on the exhibitor's ability to ride a horse or pony under saddle.

Premiums: 1st - \$8.00 2nd - \$7.00 3rd - \$6.00 4th - \$5.00
Class #:

1. Reinsmanship - Member 13th grade - 6th grade
2. Reinsmanship - Member 5th grade - 3rd grade
3. Championship Reinsmanship (1st & 2nd blue from classes 1 - 3)
4. Pony - Member 13th grade - 6th grade
5. Pony - Member 5th grade - 3rd grade
6. Championship Pony (1st & 2nd blue ribbons from classes 4-5)
7. Horse - Member 13th grade - 12th grade
8. Horse - Member 11th grade - 10th grade
9. Horse - Member 9th grade - 8th grade
10. Horse - Member 7th grade - 6th grade
11. Horse - Member 5th grade - 3rd grade
12. Championship Western Horsemanship (1st & 2nd blue from classes 7 - 11)
13. Open Western Horsemanship Non-State qualifying: This class is added for specific cases only. Registration will be day of fair. Determined by Superintendents.
14. Horseless Horse Walk-Trot Western Horsemanship - Member 13th grade - 6th grade
15. Horseless Horse Walk-Trot Western Horsemanship - Member 5th grade - 3rd grade
16. Horseless Horse Champion Western Horsemanship (1st & 2nd blue ribbons from classes 14-15)
17. Hardship Horsemanship English or Western - Pony or Horse - Member any age. (Open only to hardship cases approved by Fair Superintendents. Non-qualifying for the State Expo.)

Division Letter: G - TRAIL / WESTERN RIDING

A. Will take place after the final show on Friday
B. Can ride English or Western
C. Western Riding will be held immediately following the Western show
D. Trophies and ribbons only

Class #:

1. Trail Class - Member 13th grade - 3rd grade
2. Horseless Horse Trail Class - Member 13th grade - 3rd grade
3. In hand trail - Member 13th grade - 3rd grade
4. Western Riding - Member 13th grade - 3rd grade
5. Ranch Rail Pleasure Exhibition - Member 13th grade - 3rd grade
6. Ranch Horsemanship Pattern Exhibition - Member 13th grade - 3rd grade

Division Letter: H - ADULT

A. Must use a horse that is already on the fair grounds
B. Only held on Friday
C. Trophies and ribbons only

Class #:

1. Adult Class

Division Letter: I - JUNIOR GYMKHANA FUN SHOW

- A. Trophies & Ribbons only. Day of Judging: Saturday or Sunday at 8:30AM (at the Superintendent's discretion)
- B. Long sleeve shirts, pants and boots must be worn.
- C. Classes shall include all grades from 3rd - 13th with no class split with regard to grade in school or size of horse or pony.
- D. In all classes, a first-place medal will be awarded and ribbons down to place #6.
- E. All participants must complete 2 workouts and earn certification by designated clinician for 2 consecutive years (Horse/Rider Combination). Requirements must be completed by August 1 of the current year and must be validated by a Kenosha County Horse Project Leader.

Class #:

- | | |
|-----------------|-----------------|
| 1. Barrel Race | 5. Keyhole Race |
| 2. Flag Race | 6. LT Special |
| 3. Plug Race | |
| 4. Pole Bending | |

Division Letter: J - NOVELTY RIDING

(Trophies & Ribbons only. For classes 1 - 2, Walk-Trot participants are not eligible to participate.)

Class #:

1. Egg & Spoon
2. Water Race
3. Bribe Your Horse
4. Costume - All costumes must be safely secured on the horse & rider. This is a safety factor. No loose articles. All exhibitors must wear SEI approved helmets when mounted & riding boots to participate in this class. Non-lope class. This will include walk-trot participants.

JUNIOR DEPARTMENT 7 - POULTRY

- A. All entries must be brought between 5-9 PM on Tuesday and caged.
- B. Day of Judging: Thursday, 8:30 AM (Poultry showmanship classes will be judged in the morning).
- C. Required proper show attire of long sleeves and appropriate long pants must be worn. Exhibitor should be present 1/2 hour before the class starts.
- D. All entrants MUST HAVE a certificate stating that their birds have come from a flock designated as U.S. Pullorum-Typhoid clean, or have a negative Pullorum-Typhoid test within 90 days of movement to public exhibition. See Animal Health Regulations near the front of the fair book, also in Poultry, Department 107 (Open Class). All regulations will be strictly enforced. BIRDS WILL NOT BE PENNED WITHOUT PAPERS.
- E. All turkeys, ducks, geese, poultry, Guinea hens, & peacocks must be tested.
- F. All poultry which have been pre-registered for the Sale and qualify will be weighed on Thursday afternoon following the show. Junior Fair member and parent are responsible for weigh-in. Weigh-in Committee decisions will be final. If not present for weigh-in, animals will be scratched.
- G. Attendants water all birds. Water cup and feed cup will be assigned to exhibitors of standard and bantam chickens only. Exhibitors are required to check on their exhibits. All exhibitors are required to sign up for barn duty when their birds are brought in.
- H. All fowl are to be in the possession of the Junior Fair member before April 15th of the current year or from birth.
- I. Review the State Rules & Regulations in the front of the Fair book for guidelines. (Page 11 - Cat. G)
- J. It is suggested that exhibitors band each bird for identification. All birds pre-registered for the sale will be banded on Thursday.
- K. All animals must have clean bedding by 10AM or result in discipline infraction.
- L. All animals must be shown by the youth member who is exhibiting the animal. If the project exhibitor is unable to show the animal, another project member may show the animal subject to the Superintendent's approval. Required proper show attire of long sleeves and appropriate long pants must be worn. Exhibitor should be present 1/2 hr. before the class starts. Closed toe shoes must be worn.
- M. All varieties are as recognized and defined by the Standard of Perfection except market classes. All birds will be checked for health.
- N. Only exhibitor, judge and clerks will be allowed in the show ring during show. An area will be provided for spectators.
- O. Poultry will be released at 7PM (walk out only) & 7:30PM (vehicles).
- P. Only small animals in Small Animal Auction released after auction.
- Q. Exhibitors may only show a maximum of 3 turkeys.
- R. No cell phone usage in the show ring at any time.
- S. To be eligible to sell, all animals must be housed in Kenosha County. See page 35 letter Z for exceptions.
- T. Judge's decisions are final once awards are presented to the exhibitor.
- U. Birds residing outside of Wisconsin must have a Pullorum Typhoid free certificate as well as a Premise ID and a 9-3 Form or a Veterinary Inspection Certificate.

- V. Youth in 3rd grade and above may sell their poultry.
- W. No feed will be provided. Must bring own feed. Cannot be stored in barn.
- X. Judging is run on the Danish Judging System- 1st, 2nd, 3rd, 4th, places will be awarded at judge's discretion.
- Y. Age classifications. The date of hatching for determining the distinction between young and old is January 1st of the exhibit year. Age classification and Poultry categories are as follows:

	OLD		YOUNG	
	Male	Female	Male	Female
Chickens	Cock	Hen	Cockerel	Pullet
Ducks	Old Drake	Old Duck	Young Drake	Young Duck
Geese	Old Gander	Old Goose	Young Gander	Young Goose
Turkeys	Old Tom	Old Hen	Young Tom	Young Hen
Pigeons	Old Cock	Old Hen	Young Cock	Young Hen

Division: A TURKEY

Class No.

Premiums:	1st - \$2.25	2nd - \$1.75	3rd - \$1.50	4th - \$1.25
Old Tom	Old Hen	Young Tom	Young Hen	
1	2	3	4	Beltsville Small White
5	6	7	8	Black
9	10	11	12	Bourbon Red
13	14	15	16	Bronze
17	18	19	20	Narragansett
21	22	23	24	Royal Palm
25	26	27	28	Slate
29	30	31	32	White Holland (Commercially known as Broad White or Large Whites)
33	34	35	36	Any Other Turkey

Division: B DUCKS

Class No.

Premiums:	1st - \$2.25	2nd - \$1.75	3rd - \$1.50	4th - \$1.25
Old Drake	Old Duck	Young Drake	Young Duck	
Heavy Weight				
1	2	3	4	Aylesbury
5	6	7	8	Muscovy
9	10	11	12	Pekin
13	14	15	16	Rouen
17	18	19	20	Any Other Heavy Weight
Medium Weight				
21	22	23	24	Cayuga
25	26	27	28	Buff
29	30	31	32	Swedish
33	34	35	36	Crested
37	38	39	40	Any Other Medium Weight
Light Weight				
41	42	43	44	Runner
45	46	47	48	Campbell
49	50	51	52	Magpie
53	54	55	56	Welsh Harlequin
57	58	59	60	Any Other Light Weight
Bantam Duck				
61	62	63	64	Call, white
65	66	67	68	Any other Call
69	70	71	72	Mallard
73	74	75	76	East Indie
77	78	79	80	Any Other Bantam Duck

Division: C GEESE

Class No.

Premiums: 1st - \$2.25 2nd - \$1.75 3rd - \$1.50 4th - \$1.25

Old Gander Old Goose Young Gander Young Goose

Heavy Weight

1	2	3	4	African
5	6	7	8	Emden
9	10	11	12	Toulouse
13	14	15	16	Any Other Heavy Weight

Medium Weight

17	18	19	20	Buff
21	22	23	24	Pilgrim
25	26	27	28	Saddleback Pomeranian
29	30	31	32	Sebastopol
33	34	35	36	Any Other Medium Weight

Light Weight

37	38	39	40	Chinese, brown
41	42	43	44	Chinese, white
45	46	47	48	Canada
49	50	51	52	Egyptian
53	54	55	56	Tuffed Roman
57	58	59	60	Any Other Light Weight

Division: D MARKET / UTILITY

Class No.

Premiums: 1st - \$2.25 2nd - \$1.75 3rd - \$1.50 4th - \$1.25

Cockerel Pullet

1	2	Hybrid/Crossbred Egg types (white ear lobe)
3	4	Hybrid/Crossbred Meat Types (red ear lobe)
5	6	Broilers (2 birds, 2 1/2 lbs. - 4 1/2 lbs. each)
7	8	Roasters (2 birds, each over 5 lbs.)

Division: E LARGE FOWL

Class No.

Premiums: 1st - \$2.25 2nd - \$1.75 3rd - \$1.50 4th - \$1.25

Cock Hen Cockerel Pullet

American

1	2	3	4	White Plymouth Rock
5	6	7	8	Any other color Plymouth Rock
9	10	11	12	Wyandotte – White
13	14	15	16	Wyandotte – Any other
17	18	19	20	Rhode Island Red
21	22	23	24	Jersey Giants
25	26	27	28	New Hampshire
29	30	31	32	Any other APA recognized American (examples: Dominiques, Buckeyes, Javas)

Asiatic

33	34	35	36	Light Brahmas
37	38	39	40	Buff Brahmas
41	42	43	44	Any other color Brahmas
45	46	47	48	Cochins
49	50	51	52	Langshan
53	54	55	56	Any other color APA recognized Asiatic

English

57	58	59	60	Orpingtons
61	62	63	64	Australorps
65	66	67	68	Cornish
69	70	71	72	Any other APA recognized English

Mediterranean

73	74	75	76	White Leghorns
77	78	79	80	Brown Leghorns
81	82	83	84	Minorcas
85	86	87	88	Any other APA recognized Mediterranean (examples: Sicilian, Buttercups, Andalusians, Anconas)

Continental

89	90	91	92	Polish
93	94	95	96	Hamburg
97	98	99	100	Campine
101	102	103	104	Any other APA recog- nized Continental Class

All Other Standard Breeds

105	106	107	108	Sumatra
109	110	111	112	Phoenix
113	114	115	116	Ameraucana
117	118	119	120	Any other APA reco- gnized Standard Breeds (example: Yokohamas)

Division: F - BANTAM CHICKENS

Class No.

Premiums: 1st - \$2.25 2nd - \$1.75 3rd - \$1.50 4th - \$1.25

Game Bantam

Cock	Hen	Cockerel	Pullet	
1	2	3	4	Modern
5	6	7	8	Old English
9	10	11	12	American Game
13	14	15	16	Any Other Game

Single Comb Clean Legged

17	18	19	20	Leghorns
21	22	23	24	Japanese
25	26	27	28	New Hampshire
29	30	31	32	Plymouth Rocks
33	34	35	36	Rhode Island Red
37	38	39	40	Australorp
41	42	43	44	Any other APA recognized SCCL (example: Dutch, Delawares)

Rose Comb Clean Legged

45	46	47	48	Belgian Bearded D'Anvers
49	50	51	52	Leghorns
53	54	55	56	Rhode Island Red
57	58	59	60	Rosecombs
61	62	63	64	Sebrights
65	66	67	68	Wyandottes – Black
69	70	71	72	Wyandottes – White
73	74	75	76	Wyandottes – Any other
77	78	79	80	Any other APA recognized RCCL (example: Hamburgs)

Any other Comb Clean Legged

81	82	83	84	Ameraucana
85	86	87	88	Cornish
89	90	91	92	Polish
93	94	95	96	Any other APA recognized AOCLL (example: Sumatras, Houdans, Araucanas)

Feather Legged

97	98	99	100	Brahmas
101	102	103	104	Cochins, white
105	106	107	108	Cochins, black
109	110	111	112	Cochins, buff
113	114	115	116	Any other Cochins
117	118	119	120	Silgies, whites
121	122	123	124	Any other Silgies

125	126	127	128	Langshans
129	130	131	132	Belgian D 'Uccle, Mille Fleur
133	134	135	136	Any other Belgian D 'Uccle
137	138	139	140	Any other APA reco- gnized Feather Legged (example: Faverolles, Sultans)

Division: G - PIGEONS

Class No.

Premiums:	1st - \$2.25	2nd - \$1.75	3rd - \$1.50	4th - \$1.25
Old Tom	Old Hen	Young Tom	Young Hen	
1	2	3	4	Performing or Sporting Breeds
5	6	7	8	Utility Breeds
9	10	11	12	Fancy Breeds

Division: H - HELMETED GUINEA FOWL

Class No.

Premiums:	1st - \$2.25	2nd - \$1.75	3rd - \$1.50	4th - \$1.25
Cock	Hen	Cockerel	Pullet	
1	2	3	4	Lavender
5	6	7	8	White
9	10	11	12	Pearl

Division: I - SHOWMANSHIP

In the morning - during ring show.

Exhibitors must show his or her own bird. Exhibitor is judged on the basis of the appearance of the animal, the appearance and attitude of the exhibitor, showing the animal and knowledge of the animal. The top four individuals receive premium money in each class as listed, however, all entries will receive ribbons. If an exhibitor has won a showmanship level, they must move up to the next level, regardless of grade.

Class No.

Premiums:	1st - \$3.75	2nd - \$3.00	3rd - \$2.25	4th - \$1.50
1.	Novice (any 1st time show exhibitor)			
2.	Beginner (3rd to 5th grade as of January 1 of exhibit year)			
3.	Junior (6th - 8th grade as of January 1 of exhibit year)			
4.	Senior (9th grade and above as of January 1 of exhibit year)			
5.	Champion Showman - this will be made up of all the age champions along with any previous year Senior Champion winners			
6.	Parent / Alumni Showmanship (no premium awarded)			
7.	Must be a registered poultry member & met meeting requirements			

Division: J - POULTRY PRODUCTS

Class No. (must be a registered poultry member and met meeting requirements)

Premiums:	1st - \$2.25	2nd - \$1.75	3rd - \$1.50	4th - \$1.25
1.	Any standard layer hen and one dozen of her own eggs			
2.	Eggs, one dozen, in egg carton			
3.	Eggs, one dozen, any color in decorative basket			
4.	Single egg, etched, painted or embellished in any artistic way			

Division: K - PHOTOGRAPHY

Class No. 1 - Photos of Poultry

Premiums:	1st - \$2.25	2nd - \$1.75	3rd - \$1.50	4th - \$1.25
-----------	--------------	--------------	--------------	--------------

Photography Rules:

- Photos must be of **domestic poultry** only which includes: ducks, geese, turkeys, pigeons, chickens and Guineas. **No photos of wild poultry, birds or game will be considered.**
- Entries must be 8" x 10" and mounted on heavy, stiff background, cut to 11" x 14".
- Punch two holes (minimum 1/4" in diameter) at the top of the mounting board exactly 9" apart. Attached your name and club on the back of the mounting board.

- Entry deadline is Tuesday of Fair Week during bird check-in at 9PM.
- Photos will be judged on quality, clarity and composition. The bird must be the main subject.
- Entries taken by a person that are similar or nearly identical to that person's winning photo the previous year will not be considered. Please avoid the same/similar bird in the same/similar background.
- All eligible entries will be privately judged and displayed in the Poultry Barn during the Kenosha County Fair.
- Must be a registered poultry member & met meeting requirements

Division: L - BEST DARN BARN AWARD

Premiums:	1st - \$15.00	2nd - \$10.00	3rd - \$5.00	4th - HM
-----------	---------------	---------------	--------------	----------

This award will be based on the following criteria:

- Cleanliness in the care of exhibits and animals maintained
- Club name displayed
- Shavings changed daily by 10AM

Prizes for the Best Darn Barn Award are sponsored by the Small Animal Team.

JUNIOR DEPARTMENT 8 - RABBITS

- Day of Judging: Friday, 8:30 AM
- Rabbit showmanship will be judged from 8:30 AM - NOON on Friday.
- All entries should be brought between 4-9 PM on Tuesday and caged.
- Unlimited exhibits per exhibitor. (Breed of rabbit must be given on entry tag.) (Only one entry per class number.)
- All barn duty shift exhibitors will keep barn swept and refresh the rabbits water. All exhibitors are required to sign up for barn duty when their rabbits are brought in.
- All rabbits must be in possession of a Junior Fair member from birth or before April 15 of the current 4-H year.
- All rabbits must be tattooed by July 31st.
- All varieties are as recognized and defined by the standard of perfection except market classes.
- All animals must be shown by the Junior Fair member who is exhibiting the animal. If the project exhibitor is unable to show the animal, another project member may show the animal subject to the superintendent's approval.
- All exhibitors must be present 1/2 hour before judging begins. Required proper show attire of long sleeves and appropriate long pants must be worn. Closed toe shoes must be worn.
- No rabbits are to be sold during the Fair except at the Poultry and Rabbit Sale.
- Rabbits will be released Sunday at 7PM (walk out only) & 7:30PM (vehicles)
- No health certificates required. Rabbits housed outside of Wisconsin must have a state certified health certificate from a Wisconsin veterinarian.
- Thank you cards must be turned in at the Rabbit Barn starting at 5PM Sunday.
- All fur breeds show first on the day of the show.
- Only exhibitors, judges, and clerks will be allowed at the show table during show.
- No cell phone usage will be allowed in the show ring. Any infraction will result in immediate forfeit of the remaining show and sale rights.
- To be eligible to sell, all animals must be housed in Kenosha County.
- All animals must be placed on show table by the exhibitor.
- Youth in 3rd grade and above may sell their rabbit(s).
- All exhibitors need to provide their own feed. Feed can be stored in Rabbit barn in a small-medium sized container with lid.
- No rabbits under three months old may be exhibited except for the market class.

Premiums for Divisions A - E:

1st - \$2.25	2nd - \$1.75	3rd - \$1.50	4th - \$1.25
--------------	--------------	--------------	--------------

Division: A - WOOLLY

Buck	Doe	Buck	Doe	
Over 6mo.	Over 6 mo.	Under 6 mo.	Under 6 mo.	
1	2	3	4	Angora
5	6	7	8	Fuzzy Lop
9	10	11	12	Lionhead
13	14	15	16	Wooly Jersey

Division: B - FANCY

Buck Over 6 mo.	Doe Over 6 mo.	Buck Under 6 mo.	Doe Under 6 mo.	
1	2	3	4	Britania Petite
5	6	7	8	Czech Frosty
9	10	11	12	Dutch
13	14	15	16	Dwarf Hotot
17	18	19	20	English Spot
21	22	23	24	Florida White
25	26	27	28	Harlequin
29	30	31	32	Havana
33	34	35	36	Himalayan
37	38	39	40	Holland Lops
41	42	43	44	Mini Lops
45	46	47	48	Mini Rex
49	50	51	52	Mini Satin
53	54	55	56	Netherland Dwarf
57	58	59	60	Polish
61	62	63	64	Rex
65	66	67	68	Rhineland
69	70	71	72	Standard Chinchilla
73	74	75	76	Silver Martin
77	78	79	80	Tans
81	82	83	84	Thrianta
85	86	87	88	Dwarf Papillon
89	90	91	92	Any other Fancy (not cross)

*Best and Reserve Fancy (ribbon)***Division: D - RABBIT FOR MEAT**

Class #:

1. Single fryer - Crossbred or purebred. Not over 69 days of age, must weigh between 3 - 5 lbs., either sex, not to be shown in any other class.
2. Roaster rabbit - Crossbred or purebred, between 70 and 180 days of age, over 5 lbs., either sex, not to be shown in any other class.
3. Stewer rabbit - Must be over 6 months of age and over 8 lbs. May be of either sex and not shown in any other class.

Division: E - MEAT PEN

Class #:

1. Three rabbits of the same breed, color, and variety; crossbred or purebred. No rabbit may be over 69 days old and must weigh between 3 - 5 lbs. Not to be shown in any other class.

Awards for overall champions will be provided by the Kenosha County Junior Fair Small Animal Team.

Division: C - COMMERCIAL

Buck Over 8 months	Doe Over 8 months	Intermediate Buck 6 - 8 months	Intermediate Doe 6 - 8 months	Buck Under 6 months	Doe Under 6 months	
1	2	3	4	5	6	American Chinchilla
7	8	9	10	11	12	Californian
13	14	15	16	17	18	Cinnamon
19	20	21	22	23	24	Champagne d'Argent
25	26	27	28	29	30	Crème d'Argent
31	32	33	34	35	36	English Lop
37	38	39	40	41	42	Flemish Giant
43	44	45	46	47	48	French Lop
49	50	51	52	53	54	New Zealand
55	56	57	58	59	60	Palomino
61	62	63	64	65	66	Silver Fox
67	68	69	70	71	72	Satin
73	74	75	76	77	78	Any other commercial (not cross)

Best and Reserve Commercial (Ribbon)

** Ribbons will be awarded to the Best of Breed and Best Opposite in each breed listed above.*

** Champion ribbons will be awarded to the rabbits judged to be the Best of Show and Best Opposite of Show.*

** Trophies will be awarded.*

** Awards donated through the effort and hard work of the Small Animal Project members.*

Division: F - RABBIT SHOWMANSHIP

Entrants must show his or her own rabbit. To be judged on the basis of carrying the animal, showing the animal, and appearance, action and general rabbit knowledge of exhibitor. The top four individuals receive premium money in each class as listed, however, all entries will receive ribbons. If an exhibitor has won a showmanship level, they must move up to the next level, regardless of grade.

Premiums: 1st - \$3.75 2nd - \$3.00 3rd - \$2.25 4th - \$1.50

Class #:

1. Novice (any 1st time show exhibitor)
2. Beginner (3rd to 5th grade as of January 1 of exhibit year)
3. Junior (6th - 8th grade as of January 1 of exhibit year)
4. Senior (9th grade and above as of January 1 of exhibit year)
5. Champion Showman - this will be made up of all the age champions along with any previous year Senior Champion winners. These exhibitors will compete for the Nancy Nienhaus Top Showman plaque.

Division: G - GET OF SIRE / PRODUCE OF DAM

Exhibit will consist of one animal which is the offspring of a rabbit shown (not bought) at the previous year's Kenosha County Fair. Only one rabbit or both may have been shown at the previous year's Fair. Exhibitor must be able to furnish a parent to the rabbit being shown. Rabbits may be shown in another rabbit class. (Ribbons Only)

Class #:

1. Buck, any age or breed
2. Doe, any age or breed

An award will be presented for the best Get-of-sir / Produce of Dam exhibit of all breeds, ages and sexes.

Division Letter: H - BREED & INFO POSTER CONTEST

- A. Posters need to contain your rabbit's breed and pertinent breed information. Pictures can be included. Poster size- no larger than 24"x36" poster board

Key Criteria for judging:

- B. Content & Info: Accuracy & completeness, Educational value
- C. Visual appeal & design, Originality & creativity, Arrangement & layout, Visual aids, Lettering
- D. Meeting requirements
- E. Size & format, Materials

Class #

Premiums: 1st - \$2.25 2nd - \$1.75 3rd - \$1.50 4th - \$1.25

1. Breed & Info Poster Contest

Champion & Reserve Champion Ribbons will be provided by Rabbit Project

Division Letter: I - CLUB EDUCATIONAL DECORATIONS

Premiums: 1st - \$15.00 2nd - \$10.00 3rd - \$5.00 4th - HM

Prizes for educational display and rabbit decorations. Must have some educational component to educate the general public. Evaluated on educational and decorative value. Sponsored by the Small Animal Team and awarded at the Small Animal Sale on Sunday.

Division: J - PHOTOGRAPHY

Class No. 1 - Photo of a Rabbit

Premiums: 1st - \$2.25 2nd - \$1.75 3rd - \$1.50 4th - \$1.25

Photography Rules:

- A. Photos must be of domestic rabbits only. No photos of wild rabbits will be considered.
- B. Entries must be 8" x 10" and mounted on heavy, stiff background, cut to 11" x 14".
- C. Punch two holes (minimum 1/4" in diameter) at the top of the mounting board exactly 9" apart. Attached your name and club on the back of the mounting board. The Grand Prize winner will also need the .jpeg file.
- D. Entry deadline is Tuesday of Fair Week during rabbit check-in from 5PM -9PM.
- E. Photos will be judged on quality, clarity and composition. The rabbit must be the main subject.
- F. Entries taken by a person that are similar or nearly identical to that person's winning photo the previous year will not be considered. Please avoid the same/similar rabbit in the same/similar background.
- G. The Grand Prize photograph will become property of the Kenosha County Fair and will be reproduced to be hung in the Rabbit barn.
- H. All eligible entries will be privately judged and displayed in the Rabbit Barn during the Kenosha County Fair

JUNIOR FAIR SMALL ANIMAL SALE

Co-Chairmen: Sue Kaminski & Colleen Knapp

1. Chickens, Bantams, Market Chickens, Ducks, Geese, Turkeys and Rabbits will be sold at the Junior Fair Small Animal Sale, Sunday at 1PM.
2. To be eligible for the Sale, all animals must have received a blue or red ribbon during judging and be within the breed requirements of the Standard of Perfection for the particular breed. All meat birds or rabbits must be of market weight and condition. Final eligibility will be determined by the judge of the respective department.
3. Exhibitor may pre-register 3 animals and sell a maximum of two. If selling a pen, it will be considered as one entry. All animals in the pen will be sold together and will not be split. No animals which were not pre-registered will be sold.
4. Exhibitors selling animals in the Small Animal Sale must be present to offer his or her animal in the sale ring. Another Junior Fair member may sell animals for an owner in cases of extreme hardship. Prior approval from sale chairpersons is necessary.
5. Required proper show attire of long sleeves, appropriate long pants and closed toed shoes must be worn.
6. No rabbits or poultry will be sold during the Fair except at the Small Animal Sale.
7. Only pullets and cockerels may be sold at auction, no hens or cocks allowed.
8. Exhibitors selling at the sale are required to be present at 12PM. All exhibitors selling in the Small Animal Sale are required to help with the Sale, during the Sale and after the Sale. All animals will be left in the ring until after the Sale. If exhibitors do not return animals to pens after the Sale, Sale checks and Sale rights could be affected.
9. Exhibitors are responsible for animals sold along with delivery after the sale. Animals sold at the sale are to be claimed by the purchaser before 7 PM on the last day of the fair. The Kenosha County Fair is not responsible for any animals lost, strayed or stolen. Five percent (5%) of a member's gross sale receipts will be assessed and used for sale promotion.
10. Thank you cards must be turned in by 5 PM Sunday.
11. All sale sheets must be received by July 31st to Sue Kaminski for eligibility.

JUNIOR DEPARTMENT 9 - DOG CARE AND OBEDIENCE

- A. Day of Judging: Wednesday at 9AM
- B. Dogs are to be brought to the Fair on the day of show and removed from the grounds the same day. All dogs must remain in the designated area. If found in any other place, it will result in removal from the Fair.
- C. All dogs must have required shots.
- D. Dogs not permitted off leash except when requested by judge.
- E. Exhibitor must have been enrolled in the Kenosha County Junior Fair Dog Project the current year and meet the requirements of attendance, training and exhibiting.
- F. Dogs in Beginners or non-regular classes are not eligible for High Scoring Dog in Trial. Dogs must have a qualifying score to receive High Scoring Dog in Trial.
- G. BITCHES IN SEASON will be judged LAST in Obedience & Rally Obedience. Report to the ring steward that you are there BUT DO NOT BRING YOUR DOG TO RING SIDE until judge or steward notifies you. Bitches in season may not be shown in Showmanship and Agility.

Division Letter: A - SHOWMANSHIP

Showmanship is judged on ability of the handler to train, groom and show their dog. Dogs may be purebred or mixed. The four highest individuals in each class will receive rosettes. The Dutch System will be used for all placements in each ribbon group.

Premiums: 1st - \$3.75 2nd - \$3.00 3rd - \$2.25 4th - \$1.50

Class #:

1. Beginning Showmanship - Members in first year of showmanship training
2. Intermediate Junior. Showmanship - 4th - 8th grade and second year or more of showmanship training
3. Intermediate Senior. Showmanship - 9th grade and above and second year or more of showmanship training
4. Open Junior. - 4th-8th grade
5. Open Senior. - 9th grade and above
6. Champion Showmanship - For Best Junior Handlers from previous years.
7. Masters Class - For handlers who have won Best Junior Handler at two Kenosha County Fair shows or at the discretion of the instructor.

* Classes 4, 5, 6, 7 from Division A - Eligible handlers will be placed in these classes at the discretion of the instructor.

* The above classes will compete for Best Junior Handler - 1, 2, 3, 4, 5, & 6.

Division Letter: B - DOG OBEDIENCE

Junior Fair dogs also being trained outside of the Junior Fair program or being trained professionally may not enter Beginner or Pre-Novice Classes. Beginner, Pre-Novice and Non-Trophy Classes not eligible for High Scoring Dog in Trial.

Premiums: 1st - \$6.00 2nd - \$4.50 3rd - \$3.00 4th - \$1.50

Class #:

1. Pre-Novice A - 2nd year member and 1st year dog
2. Pre-Novice B - 1st year dog with advance member, previously trained dog and 1st year member, OR dog and member are in 2nd year of Pre-Novice.
3. Novice A - Dog in Novice training for 1st year.
4. Novice B - Dog in Novice training for 2nd year.
5. Graduate - Novice A - Dog in Grad - Novice for 1st year.
6. Graduate - Novice B - Dog in Grad - Novice for 2nd year. (Pre-Open New Exercises include Broad Jump & Retrieve on Flat)
7. Pre-Open A - Dog required to do one of new exercises. This class eligible for ribbon/qualifying ribbon, not trophy.
8. Pre-Open B - Dog required to do both new exercises. This class eligible for ribbon and trophy.
9. Open (Pre-Utility New Exercises include signal Exercise, Moving Stand, Directed Retrieve, and Directed Jump)
10. Pre-Utility A - Dog required to do one of new exercises. This class eligible for ribbon/qualifying ribbon, not trophy.
11. Pre-Utility B - Dog required to do two of new exercises. This class eligible for ribbon/qualifying ribbon, not trophy.
12. Pre-Utility C - Dog required to do three of new exercises. This class eligible for ribbon/qualifying ribbon, not trophy.

13. Pre-Utility D - Dog required to do all new exercises. This class eligible for ribbon/qualifying ribbon and trophy.
14. Utility
15. Pre-novice Brace
16. Novice Brace
17. Team Obedience
18. Versatility

Premiums for Division C & D:

1st - \$6.00 2nd - \$4.50 3rd - \$3.00 4th - \$1.50

Division Letter: C - AGILITY

Member and dog team will be placed in correct classes by instructor.

Class #:

1. Agility I - Member has only 1 dog
2. Agility II - If the member has a 2nd dog in Agility
3. Agility III - Tunnels and Jumps - if member has one dog
4. Agility IV - Tunnels and Jumps - if member has 2nd dog in Agility

Division Letter: D - RALLY OBEDIENCE

Member and dog team will be placed in correct class by instructor.

Class #:

1. Member has only one dog
2. If member has a 2nd dog in Rally Obedience
3. Brace Rally

Division Letter: E – TRICK DOG

(Exhibitors will be assigned per trainers discretion)

Class #:

1. Trick Dog

Division Letter: F – COSTUME

Division is judged on the creativity of exhibitors and dogs costume. This is an exhibition division only. Ribbons awarded.

Class #:

1. Exhibitor & Dog Costume

JUNIOR DEPARTMENT 10 - ANIMAL AND VETERINARY SCIENCE

- A. Day of Judging: Tuesday 12PM - 7PM
- B. All work must be original and produced by the young person exhibiting
- C. Open to Junior Fair members, enrolled in any animal science project or doing equivalent work under adult leadership.
- D. All entry tags must be attached to the projects and filled out properly before the project can be judged. The bottom stub is to be removed and used when picking up the project on Sunday.

Premiums for Divisions A - E:

1st - \$1.75 2nd - \$1.50 3rd - \$1.25 4th - \$1.00

Division Letter: A - VETERINARY SCIENCE

Exhibitors are urged to display actual items. Entry may consist of poster or display with poster explanations as related to classes below:

Class #:

First Year

1. Keeping animals clean & healthy - basic sanitation
2. Healthy animal, temperature, pulse, respiratory, attitude, behavior, etc.
3. Anatomy - the animal body
4. Poster showing how to give an intravenous shot
5. Display of animals from around the world
6. Poster on endangered species
7. Animal care, grooming, equipment, etc.
8. Any other exhibit not listed above

Second Year

9. Diseases
10. Parasites
11. Nutrition
12. Promotional materials for having a pet spayed/neutered
13. Genetics - how traits are passed on
14. Any other exhibit not listed above

Third Year and over

15. Immunology
16. Physiology, function of organs
17. Zoonosis of public health
18. Display giving pros and cons of animal rights movement
19. Poster or display describing a current animal science issue (i.e. cloning, organ donations, scientific experimentation)
20. Any other exhibit not listed above

Division Letter: B - ANIMAL SCIENCE

Class #:

1. Chart or display of at least 5 nutrients, source and function
2. Preserved chick embryos, at least 3 showing development
3. Chart or display showing cuts of meat and where they come from
4. Chart, display or poster related to the horse project
5. Any other exhibit not listed above

Division Letter: C - HORSE MODELS

Class #:

1. Model showing proper horse health
2. Model showing body parts
3. Model showing proper tack or equipment
4. Any other model

Division Letter: D - DOG EXHIBITS

Class #:

1. Scrapbook from this project
2. Poster from this project
3. Mini booth (box approximately 18" x 24"), showing some phase of dogdom.
4. Any other exhibit not listed above

Division Letter: E - DAIRY EXHIBITS

Class #:

First and Second year

1. Display of milking process
2. Display showing how milk goes from cow to consumer
3. Completed calf examination

Third year and over

4. Chart or poster comparing nutritional value of different dairy products
5. Complete feed ration, include age of animal for dairy

Division Letter: F - HORSELESS HORSE

- A. 1st year member or non-buddy Horseless Horse Member to be entered, displayed and judged in Department 10.

Premiums: 1st - \$2.25 2nd - \$1.75 3rd - \$1.50 4th - \$1.25

Class #:

1. Poster depicting history of a breed
2. Horse safety poster
3. Scrapbook containing ten breeds with information about each
4. Poster on diseases and parasites of horses
5. Poster on careers in the horse world
6. Drawing or making of horses
7. Poster on good horse grooming
8. Any other project related to horses

CAVIES

1. Day of Judging: Tuesday, 7PM

Division Letter:

G – American (all)	K – Silkie (all)
H – Abyssinian (all)	L – Teddy (all)
I – Coronet	M – Texel
J – Peruvian (all)	N – White Crested

Premiums: 1st - \$2.25 2nd - \$1.75 3rd - \$1.50 4th - \$1.25
Class #:

1. Young male (up to 4 months old and less than 22 ounces)
2. Young female (up to 4 months old and less than 22 ounces)
3. Intermediate male (4-6 months and 22-30 ounces)
4. Intermediate female (4-6 months and 22-30 ounces)
5. Old male (over 6 months old and over 30 ounces)
6. Old female (over 6 months old and over 30 ounces)

Ribbons will be awarded to the Best of Breed and Best Opposite in each breed listed above.

Champion ribbons and trophies will be awarded to the cavies judged to be the Best of Show and Best Opposite of Show.

Division Letter: O - PETS

Premiums: 1st - \$2.00 2nd - \$1.75 3rd - \$1.50 4th - \$1.25
Class #:

1. Poster giving information on favorite pet (i.e. health, anatomy, history, habits, etc.)
2. Samples of feed for pet including nutritional information
3. Construct or decorate a cage or aquarium that a favorite pet could live in
4. A lesson or teaching kit to teach others about your pet
5. A short story about your pet - 1-2 pages
6. Any other exhibit for pets

JUNIOR DEPARTMENT 13 - CATS

- A. Day of Judging: Tuesday 7:30PM
- B. Cats will be removed from grounds the same day
- C. No adult, whole males to be shown
- D. Mixed and purebred cats can be shown
- E. Exhibitor must bring proof of vaccination for feline distemper, rhinotracheitis, calici virus and rabies or annual booster. Vaccinations must be given at least 3 weeks prior to show and not more than one year prior to show
- F. Exhibitor must be present 1/2 hour prior to judging and present proof of vaccination to the superintendent
- G. All animals must be housed in Kenosha County

Premiums for Divisions A-D:
1st - \$2.25 2nd - \$1.75 3rd - \$1.50 4th - \$1.25

Division Letter: A - KITTENS (4-8 months of age)

Class #:

1. Males - Long Hair – Entry # 1
2. Males – Long Hair – Entry # 2
3. Female – Long Hair – Entry # 1
4. Female – Long Hair – Entry # 2
5. Male – Short Hair – Entry # 1
6. Male – Short Hair – Entry # 2
7. Female – Short Hair – Entry # 1
8. Female – Short Hair – Entry # 2

Division Letter: B - ADULTS (ages 8 months & over)

Class #:

1. Female – Long Hair – Entry # 1
2. Female – Long Hair – Entry # 2
3. Female – Short Hair – Entry # 1
4. Female – Short hair – Entry # 2
5. Male Altered – Long Hair – Entry # 1
6. Male Altered – Long Hair – Entry # 2
7. Female Altered – Long Hair – Entry # 1

8. Female Altered – Long Hair – Entry # 2
9. Male Altered – Short Hair – Entry # 1
10. Male Altered – Short Hair – Entry # 2
11. Female Altered – Short Hair – Entry # 1
12. Female Altered – Short Hair – Entry # 2

Division Letter: C - Fun Classes

1. Dress a cat
2. Dress like your cat
3. Handmade cat toy

Division Letter: D – Exhibit Cage

(Should include a cover with sides, top, back, and a floor mat cover. Include a litter pan and food/water dishes. Exhibitor picture with cat entry should be on display in the cage until 7pm on Sunday since the cat will not be on display during the Fair.)

1. Fair theme
2. Choice theme

A merit award will be presented for Best Cat, Second Best Cat, Best Kitten, Best Long Hair and Best Short Hair.

JUNIOR DEPARTMENT 14 - PLANT & SOIL SCIENCE

- A. Day of Judging: Tuesday 12-7PM
- B. All entry tags must be attached to the projects and filled out properly before the project can be judged. The bottom stub is to be removed and used when picking up the project on Sunday.

Premiums for Divisions A-D:
1st - \$2.25 2nd - \$1.75 3rd - \$1.50 4th - \$1.25

Division Letter: A - BUDDING GARDENERS (1st year members & up)

Class #:

1. Germination display
2. Pollination display
3. Exhibit showing the needs of plants
4. Any other plant and soil exhibit

Division Letter: B - BRANCHING OUT (2nd year members & up)

Class #:

1. Exhibit on plant pests
2. Any other plant & soil exhibit

Division Letter: C - DIGGING DEEPER (3rd year members & up)

Class #:

1. Herb garden
2. Any other plant & Soil exhibit

Division Letter: D - FIELD CROPS

(Each exhibit must be labeled with a variety name.)

Class #:

1. 1-peck oats
2. 1-peck barley
3. 1-peck wheat
4. 3 stalks, field corn, with roots
5. 6 ears corn, husk removed
6. 1-peck soybeans or 10 plant bundles
7. Weed Collection, at least 12 weeds, properly pressed, mounted and labeled
8. Any exhibit in this project not listed above

Division Letter: E - VEGETABLES & SPICES

Exhibitor may enter only one item per class number. There is no limit on the class numbers that may be entered. Please refer to U.W. Extension Bulletin A3306 Exhibiting & Judging Vegetables on how to display your vegetables. Waxing of vegetables is not allowed. All root crops to be shown without tops. Be sure to have your vegetables plated when you bring them.

Premiums: 1st - \$2.00 2nd - \$1.75 3rd - \$1.50 4th - \$1.25

Class #:

1. Beans, lima, 10 pods
2. Beans, green snap, 10 pods
3. Beans, wax snap, 10 pods
4. Beans, 10 pods or 1/2 cup shelled/dried beans or lentils
5. Beets, table 3, with 2" tops
6. Broccoli, green, sprouting, 1 head
7. Brussel Sprouts, 6 heads
8. Cabbage, green, market, 1 head
9. Cabbage, kraut, 1 head
10. Cabbage, savoy, 1 head
11. Cabbage, red, 1 head
12. Carrots, half long, with 2" tops, 3
13. Carrots, long, 3
14. Carrots, short, ox-heart type, 3
15. Cauliflower, 1 head
16. Celery, any type, 1 plant
17. Chard, 6 leaves
18. Cucumbers, dill pickle size, 6
19. Cucumbers, slicing, 3
20. Cucumbers, small, sweet, 10
21. Dill, no longer than 6" - 8", 3 stems
22. Eggplant, 2
23. Garlic, 3 bulbs
24. Kale, 6 leaves
25. Kohlrabi, with 2" tops, 3
26. Leeks, 3
27. Muskmelon, 1
28. Okra, 3 pods
29. Onion, green bunching, 6
30. Onions, mature, yellow, 3
31. Onions, mature, white, 3
32. Onions, mature, red, 3
33. Onions, immature, yellow, 3
34. Onions, immature, white, 3
35. Onions, immature, red 3
36. Parsley, 1 bunch
37. Parsnips, with 2" tops, 3
38. Peppers, hot, green, 3
39. Peppers, hot, ripe, 3
40. Peppers, mild, green, 3
41. Peppers, mild banana, 3
42. Peppers, mild other, 3
43. Popcorn, 3 ears
44. Potatoes, red, early, 3
45. Potatoes, red, late 3
46. Potatoes, white, early 3
47. Potatoes, white, late 3
48. Potatoes, russet, 3
49. Pumpkin, pie, 1
50. Pumpkin for Halloween, Jack-o-Lantern, 1
51. Pumpkin, small decorative, 1
52. Radishes, any, with 2" tops, 6
53. Spinach, large bunch
54. Squash, summer yellow, small, 2
55. Squash, zucchini or similar, 2
56. Squash, acorn type, 1
57. Squash, scallop type, 1
58. Squash, buttercup or similar, 1
59. Squash, butternut or similar, 1
60. Squash, hubbard or similar, 1
61. Sunflower, head for seed, 1
62. Sweet Corn, husk removed, 3 ears
63. Tomatoes, green, 3

64. Tomatoes, red, 3
65. Tomatoes, cherry, 10
66. Tomatoes, paste varieties, 3
67. Tomatoes, yellow pear or plum, 10
68. Tomatoes, any heirloom, 3
69. Tomatoes, grape, 10
70. Turnips, globe, with 2" tops, 3
71. Turnips, green, 1 bunch
72. Watermelon, 1
73. Any other spice
74. Any other crop not listed above
75. Any spice dried and prepared, ready for use

CATEGORY - GARDEN BOX

The garden box makes it possible for the members to make an exhibit based on the entire garden effort rather than just one or two exceptionally good vegetables. Waxing of vegetables is not allowed. Each vegetable listed may only be used one time in each garden box. The merit of the exhibit is judged 50% on presentation and arrangement and 50% quality on the vegetables.

GARDEN LIST

- Beans - either green, yellow, or lima - 10 pods
- Beets, 3
- Broccoli, 1
- Cabbage, 1
- Carrots - either long or short, 3
- Cauliflower, 1
- Cucumbers - slicing, 2
- Cucumbers - either pickling or dill, 3
- Eggplant, 1
- Kohlrabi, 3
- Muskmelon, 1
- Onions - either white or yellow, 3
- Parsnips, 3
- Peppers - either green or red, 3
- Potatoes, 3
- Rutabaga, 1
- Squash, 1
- Sweet Corn, 3 ears
- Tomatoes - either green or ripe, 3
- Watermelon, 1

Division Letter: F

Premiums: 1st - \$3.00 2nd - \$2.50 3rd - \$2.25 4th - \$1.50

Class #:

1. Garden Box Exhibit I - Open to garden members 3rd - 5th grade on January 1. Select 4 different vegetables from the garden list.

Division Letter: G

Premiums: 1st - \$3.75 2nd - \$3.00 3rd - \$2.25 4th - \$1.50

Class #:

2. Garden Box Exhibit II - Open to garden members 6th - 7th grade on January 1. Select 6 different vegetables from the garden list.

Division Letter: H

Premiums: 1st - \$4.50 2nd - \$3.75 3rd - \$3.00 4th - \$2.25

Class #:

3. Garden Box Exhibit, Advanced - Open to garden members 8th grade and above on January 1. Select 8 different vegetables from the garden list.

Division Letter: I - FRUIT PROJECT

Premiums: 1st - \$2.25 2nd - \$1.75 3rd - \$1.50 4th - \$1.25

Class #:

1. Apples, plate of 5
2. Pears, plate of 5
3. Grapes, plate of 3 bunches
4. Strawberries, 1 pint
5. Raspberries, 1 pint
6. Other fruit

JUNIOR DEPARTMENT 15 - FLOWERS AND HOUSE PLANTS

A. Day of Judging: Tuesday 12-7PM

B. All entry tags must be attached to the projects and filled out properly before the project can be judged. The bottom stub is to be removed and used when picking up the project on Sunday.

CATEGORY - FLOWERS

Division Letter: A

Premiums: 1st - \$2.00 2nd - \$1.75 3rd - \$1.50 4th - \$1.25

Class #:

1. Cosmos, 3 spikes or blooms
2. Dahlias, 3 spikes or blooms
3. Gladiolus, 3 spikes or blooms
4. Snapdragons, 3 spikes or blooms
5. Zinnias, 3 spikes or blooms

Division Letter: B

Premiums: 1st - \$3.00 2nd - \$2.50 3rd - \$2.25 4th - \$1.50

Class #:

1. Bouquet of flowers (include card with variety and method of growing)

Premiums for classes C-E:

1st - \$2.25 2nd - \$1.75 3rd - \$1.50 4th - \$1.25

Division Letter: C - HOUSE PLANTS

All first year house plant project exhibits must have been propagated as leaf, stem cutting, division, air layering, or other asexual method after November 1, two years preceding and before June 15, preceding the exhibit year. Plants must be taken out of pots that plants were purchased in and planted in your own container when brought for exhibit. Plastic containers that you purchased your plants in should not be inserted in other pots. They must be replanted in larger pots for exhibiting.

Class #:

- | | |
|-------------------------------|--|
| 1. Cactus | 9. Orchids and Bromeliads |
| 2. Succulent | 10. Begonias |
| 3. Fern | 11. Gloxianias, African Violets, Episcia, etc. |
| 4. Aroid | 12. Other flowering houseplant |
| 5. Dracaenas | 13. Bulb plant |
| 6. Ivy | 14. Propagated plant |
| 7. Other tropical foliage | 15. Herbarium |
| 8. Other non-tropical foliage | 16. Terrarium |

Division Letter: D - PLANT CRAFTS

Plant materials should have been dried and prepared by youth

Class #:

1. Simple vase or container arrangement of dried plant materials
2. Any other item made from dried plants or flowers

Division Letter: E - HOME GROUNDS

Class #:

1. Herbarium -15 mounted specimens of shrubs/tree leaves, properly identified. Indicate use in home grounds planting.
2. Annual landscape flowers (containerized)
3. Perennial landscape flowers (containerized)
4. Landscape perennial (containerized)
5. Any exhibit in this project, not listed above

JUNIOR DEPARTMENT 16

NATURAL SCIENCE/ENVIRONMENT/RECYCLING

A. Day of Judging: Tuesday 12-7PM

B. All entry tags must be attached to the projects and filled out properly before the project can be judged. The bottom stub is to be removed and used when picking up the project on Sunday night.

C. All entries must be mounted on either a full sized poster board (28' x 22') or a half sheet poster board (14' x 22'). No foam core board is allowed. Entries not on either the full-sized or half- sized poster board will be disqualified. This rule affects all poster entries in this Department.

Premiums for All Divisions:

1st - \$2.25 2nd - \$1.75 3rd - \$1.50 4th - \$1.25

Division Letter: A - ENVIRONMENT/RECYCLING

Class #:

1. A display on how to recycle products
2. An exhibit showing new products made from recycled material-show the initial product and the new product
3. Any other exhibit in this project not listed above

Division Letter: B - WILDLIFE-BIRDS

Class #:

1. Ten pictures or drawings of birds seen and identified by you
2. A homemade bird feeder made by member with bird feed in it. Identify for what birds on a 3" x 5" card attached to the feeder
3. A bird house made by member. Identify for what bird, where placed and if used, what bird did you attract on a 3" x 5" card attached to the house
4. Photographs of four or more bird nests. Identify type, place located and date found
5. Any other exhibit in this project not listed above

Division Letter: C - FISH/FISHING

To enter the casting contest, you must be a member of the fishing project and have attended at least two (2) meetings/outings/events during the project year. Casting contest to be held Friday, 5 PM at the Fish Pond, Kenosha County Fairgrounds. Awards and prizes donated by the Kenosha County 4-H Fishing Project.

All entries containing hooks or sharp objects - the tips must be covered or protected to prevent injury.

Class #:

1. Casting contest - 3rd - 6th grade (before January 1 of current year)
2. Casting contest - 7th grade and above (before January 1 of current year)
3. Display of various fish hooks, lines and leaders with an explanation of major uses
4. Display of fly tying with a minimum of two different examples
5. Display of two or any handmade lures, jigs, or spinner baits
6. Display showing steps in building rods
7. Display on carving crank baits or minnow baits and an explanation of their use
8. Display of fish species - fresh water
9. Display of fish species - salt water
10. Display of ice fishing project
11. Display of open water fishing project
12. Self-built rod
13. Scrapbook of your fishing project year. Minimum of 4 fishing project outings
14. Display of native aquatic plants
15. Display of invasive aquatic plants
16. Poster or display of boat safety/equipment
17. Display board depicting the contents of a tackle box
18. Any other project not listed above

Division Letter: D - INSECTS

Class #:

1. Collection of two or more specimens of at least 10 species of insects, properly mounted and identified, using common names and scientific names (For 1st year project members)
2. Poster of life stages of an insect
3. Any other exhibit in this project not listed above

Division Letter: E - WILDLIFE MANAGEMENT

Class #:

1. A display of 12 mounted plant specimens that are important wildlife food plants
2. Scrapbook of 20 wildlife tracks labeled. Note location and date of any tracks actually seen by the member

3. A poster showing drawings or photographs of fur-bearing animals found in your nature study area. Note the area and date they were identified.
4. Any other exhibit in this project not listed above

Division Letter: F - WILDFLOWERS

Exhibit will be disqualified if any endangered wildflowers are included in exhibit.

Class #:

1. A scrapbook of fifteen (15) wildflowers pressed, identified, labeled and mounted
2. Any other exhibit in the project not listed above

Division Letter: G - GUN SAFETY and SPORTSMANSHIP

No live ammunition or actual firearms to be displayed

Class #:

1. Ammunition display. Can be a poster of display of spent shell casings with descriptions and information on each.
2. Homemade shooting sports accessory.
3. Decorate piece relating to shooting sports.
4. Display relating to wildlife conservation.
5. Homemade decoy.
6. Exhibit on proper firearm maintenance.
7. Display on gun safety and/or hunter safety.
8. Exhibit/display on wild game cooking.
9. Display/poster showing types of firearms, actions, pieces and parts
10. Design a shooting sports patch
11. Design a t-shirt
12. Any exhibit related to shooting sports.
13. Any other exhibit in the project not listed above.

Competitive Shoot Event

Pre-Fair Activity. Participants must be enrolled in the 4-H Shooting sport project in order to participate in the competitive shoot. Participants must be a minimum of 8 years old and in at least the 3rd grade. Date, place and time of shoot TBD.

Class #

14. Air Rifle Shoot
15. Air Pistol Shoot
16. .22 Rifle Competitive Shoot, 12 Years of Age and over
17. .22 Pistol Competitive Shot, 12 Years of Age and over

Division Letter: H - ARCHERY

Class #:

1. Display of proper archery equipment with explanation of its use
2. Exhibit of two or more homemade pieces of archery equipment
3. Any other exhibit in the project not listed above

Division Letter: I - ARCHERY SHOOT

Open to Certified Project Members ONLY. It will take place at a designated time & place before the fair, as informed to all qualifying archers by Project Leaders.

Class #:

1. All ages

Division Letter: J - CAMPING AND OUTDOOR ADVENTURES

Class #:

1. Display of camping equipment with an explanation of its use
2. Display or poster on camp cooking. Include at least 1 recipe and picture of the meal
3. Display with explanation on how to pack and wear a backpack
4. A display featuring state and/or national parks
5. A poster or scrapbook featuring your outdoor adventures
6. A display featuring labeled examples of knots
7. A report or poster on water safety
8. Any other exhibit in this project not listed above

JUNIOR DEPARTMENT 17 - CLOVERBUDS PROJECT

A. Day of Judging: Tuesday 12-7PM

B. All entry tags must be attached to the projects and filled out properly before the project can be judged. The bottom stub is to be removed and used when picking up the project on Sunday.

Division Letter: A - CLOVERBUD (Kindergarten through 2nd grade)

Open to youth enrolled in Cloverbuds. Members may exhibit FOUR items. A participation ribbon and \$1.00 will be awarded.

NOTE: Group projects MUST be listed on club entry form, not individual.

Class #:

1. Entry # 1
2. Entry # 2
3. Entry # 3
4. Entry # 4

JUNIOR DEPARTMENT 18 - ARTS AND CRAFTS

A. Day of Judging: Monday 12-7PM

B. All exhibits must be the result of the year's project and completed since the last Fair. All projects should be based on exhibitor's original designs. Kit designs will only be allowed under class #79. Emphasis in judging will be placed on originality of design and craftsmanship.

C. All projects should be completely finished and able to be readily hung or displayed. Drawing, painting, prints, etc., MUST be matted or mounted and ready for hanging. They must have a suitable, secure hanger. Those not matted or mounted and ready for hanging will be dropped one placing.

D. Media included in the project are: paper, fiber, clay, leather, textiles, wood, chalk/carbon/pigment, glass/plastic, metal, natural.

E. Exhibitor may enter up to 3 baskets as long as they are different and would receive up to 3 premiums.

F. All entry tags must be attached to the projects and filled out properly before the project can be judged. The bottom stub is to be removed and used when picking up the project on Sunday night. If a tag is not attached, it will be dropped one placing.

G. All cards, stationary, small items, Christmas ornaments, and jewelry must be put in clear Ziploc bags with entry tags securely attached, or the projects will be dropped one placing.

Premiums for All Divisions:

1st - \$2.25 2nd - \$1.75 3rd - \$1.50 4th - \$1.25

Division Letter: A - ARTS AND CRAFTS Grades 3-6

B - ARTS AND CRAFTS Grades 7 and up

Class #:

1. Batik
2. Basket Entry # 1
3. Basket Entry # 2 - must be different type than Entry #1
4. Basket Entry # 3 - must be different type than Entries # 1 and # 2
5. Candle - bees wax
6. Candle - wax
7. Candle - any other candle making medium
8. Ceramics - hand built
9. Ceramics - pre-cast item
10. Ceramics - wheel thrown item
11. Molded plaster item
12. Clay pot creation
13. Collage - any other media or combination of media
14. Decorated lampshade
15. Decorative or useful item made from beads
16. Decorated holiday ornaments - set of 3
17. Decorated flower pot
18. Decorated picture frame
19. Decoupage - useful or decorative item
20. Drawing - # 1 pen, pencil, colored pencil

21. Drawing - # 2 pen, pencil, colored pencil
22. Drawing - # 1 pastel, crayon, charcoal
23. Drawing - # 2 pastel, crayon, charcoal
24. Drawing - any other media or combination of media
25. Fabric creations - use of pom-poms, yarns, pipe cleaners, felt, etc.
26. Prints on fabric - stenciling, stamping, etc.
27. Decorated ready-to-wear clothing item - stencil painting, fabric painting, beads, etc.
28. Jewelry - beaded single item
29. Jewelry - beaded set
30. Jewelry - handmade beads
31. Jewelry, any material
32. Latch hook or continuous loop hooked item - useful or decorative
33. Leather - article of own construction with or without pattern decoration
34. Leather - an article with tooled, stamped or carved design
35. Leather - article using pre-cut materials
36. Leather - decorative accessory or useful article
37. Macramé - useful or decorative item
38. Metal work - metal enameling or tin punch (may be recycled material) decorative accessory
39. Mosaics - # 1 useful or decorative item
40. Mosaics - # 2 useful or decorative item
41. Painting - # 1 watercolor, tempura, casein
42. Painting - # 2 watercolor, tempura, casein
43. Painting - # 1 oil, acrylic
44. Painting - # 2 oil, acrylic
45. Painting - any other media or combination of media
46. Prints on paper - lithography, stamping, etc.
47. Design with paper - includes quilling, paper sculpture or paper twist
48. Hand decorated cards
49. Article made from reeds, corn husks or other natural materials (not dried arrangement)
50. Sculpture - ceramic
51. Sculpture - wire, metal or wood
52. Sculpture - soft (i.e. dolls)
53. Sculpture - made from recycled materials
54. Stitchery - clothing article
55. Stitchery - plastic canvas
56. Weaving - useful or decorative article
57. Weaving - woven rug made from rags
58. Wind chimes Any other media not listed above
59. Wood burning - useful or decorative item Any combination of above media
60. Prints on wood - stenciling or stamping
61. Pre-cut, wood shapes - painted, stained or decorated
62. Any natural or decorated wreath
63. Diamond Dot picture #1
64. Diamond Dot picture #2
65. Garden decoration
66. Painted mason jar
67. Painted glass #1
68. Painted glass #2
69. Etched glass
70. Painted wooden egg
71. Painted vase
72. Painted rock (3 – 4 rocks) displayed on paper plate
73. Terracotta clay pot figure or creation
74. Any other media not listed above #1
75. Any other media not listed above #2
76. Any combination of above media #1
77. Any combination of above media #2
78. Any item made from a kit
79. Any item made from recycled material
80. Article made with resin, entry #1
81. Article made with resin, entry #2

Division Letter: C – UKRAINIAN EGGS

Class #:

1st year in the project

1. Historical or Symbol
2. Different size egg(s) (ex: Bantam, Quail, Duck, Goose, Ostridge, etc.)
3. Colored egg(s) (ex: brown, blue, green, pink)
4. Free style egg design
5. Ornament
6. Decorated egg made from any material
7. Educational display on a poster board (no foam core boards)
8. Directions created for a Ukrainian Egg design on an 8" x 10" piece of paper in a plastic page protector
9. Any other egg creation not listed above
10. Ukrainian Egg- Decorative

2nd – 3rd year in the project

11. Historical or Symbol
12. Different size egg(s) (ex: Bantam, Quail, Duck, Goose, Ostridge, etc.)
13. Colored egg(s) (ex: brown, blue, green, pink)
14. Free style egg design
15. Ornament
16. Decorated egg made from any material
17. Educational display on a poster board (no foam core boards)
18. Directions created for a Ukrainian Egg design on an 8" x 10" piece of paper in a plastic page protector
19. Any other egg creation not listed above
20. Ukrainian Egg- Decorative

4th year and up in the project

21. Historical or Symbol
22. Different size egg(s) (ex: Bantam, Quail, Duck, Goose, Ostridge, etc.)
23. Colored egg(s) (ex: brown, blue, green, pink)
24. Free style egg design
25. Ornament
26. Decorated egg made from any material
27. Educational display on a poster board (no foam core boards)
28. Directions created for a Ukrainian Egg design on an 8" x 10" piece of paper in a plastic page protector
29. Any other egg creation not listed above
30. Ukrainian Egg- Decorative

Division Letter: D - MUSIC

Class #:

1. Scrapbook on member's work in music. May include new words for existing melodies, and/or original music - must bring tape recordings
2. Poster showing how member uses music in his or her Junior Fair work
3. Musical instrument made by member
4. Any other exhibit in this project not listed above

Division Letter: E- THEATER ARTS/CLOWNING

Class #:

1. Original one act play performed by member.
2. Original play written and performed by a group. Maximum performance time: 10 minutes
3. Mini booth showing a play set. Box should be approximately 18" x 24". Include brief description on card
4. Photograph story of your play. Describe your participation. Mount on poster board 14" x 22"
5. Written critique of two plays viewed by member. Identify play: the title, author, date of performance and performing group
6. Display of costumes you have created
7. Display on light and shadow
8. Display on make-up
9. Display on sound effects
10. Display of puppetry activity including completed puppets and play for which prepared. Play need not be original.
11. Rod puppet

12. Puppet with movable mouth (no play needed)
13. Original written play - one act or more
14. Written monologue - one page minimum
15. A play prompt book
16. Props for a character representing a specific culture
17. Costume for a character representing a specific culture
18. Clown costume. Should be worn by exhibitor. After judging, costume will be left for display
19. Clown make-up kit
20. Clown face: Make-up should be worn by exhibitor. After judging, a head-size photo of the made-up clown face would be left for display
21. Any props made as part of a clown kit
22. Photographic story of clown project work
23. Any other exhibit in this project not listed above

Division Letter: F - COMMUNICATIONS AND CREATIVE WRITING

Class #:

1. A photo exhibit, scrapbook or collage about what you learned from interviewing a person
2. A poster or collage that illustrates things families can do together instead of watching television
3. A poster, signed by club members, listing rules and guidelines the club has created to make sure people treat each other with courtesy and respect
4. A hand written "commonplace book"
5. A scrapbook or notebook or original poetry including at least one of the following: found poems, nature poem, cinquaine, telephone or vertical poem, or any other original poem
6. A poster about proper e-mail etiquette
7. A handmade "few kind words" book
8. Any other piece of original creative writing (poem, short story, essay or play)
9. A poster of stress reduction tips and suggestions for dealing with speech anxiety
10. An exhibit that includes books, props and visual aids to illustrate the book you or your group has read
11. A scrapbook or collage about the various books that were read and discussed
12. A poster illustrating your top 10 favorite books
13. An exhibit, including photos and other items you've gathered that relate to the project
14. A family scrapbook of special event; Birthday Book, Holiday Book; or any other family journal that was created by two or more family members
15. Any other item not listed above

Division Letter: G - SCRAPBOOKING

For the scrapbooking project, a kit is defined as one that has directions or suggestions on how to place pictures, ribbons, and other details. NOTE: For all age levels, one page is equivalent to a single-sided page.

Class #:

3rd - 5th Grade

1. Any size album - 10 or more pages
2. Album made from a kit
3. Junior Fair themed album
4. Display of scrapbooking or card making techniques
5. Set of 4 hand stamped cards
6. Set of 4 other handmade cards

6th - 8th Grade (or 1st year in Scrapbooking Project)

7. 12" x 12" size album - minimum 20 pages
8. Any other size album - minimum 15 pages
9. Junior Fair themed album
10. Unique construction of an album - i.e. accordion, paper bag, etc.
11. Digital Scrapbook
12. Set of 4 hand stamped cards
13. Set of 4 other handmade cards

14. Any other stamped media or paper crafting article
15. Display of scrapbooking or card making techniques

9th Grade and up (albums or projects at this level made from a kit or part of kits are NOT accepted)

16. 12" x 12" size album - minimum 30 pages
17. Any other size album - minimum 20 pages
18. Junior Fair themed album
19. Unique construction of an album - i.e. accordion, paper bag, etc.
20. Digital scrapbook
21. Set of 4 hand stamped cards
22. Set of 4 other handmade cards
23. Any other stamped media or paper crafting article
24. Display of scrapbooking or card making techniques

JUNIOR DEPARTMENT 20 - PHOTOGRAPHY / COMPUTERS

- A. Day of Judging: Tuesday 12-7PM
- B. Each exhibitor is limited to 10 entries – 1 per class – in Divisions A, B, & C. All photographs must be the result of the exhibitor's project for the current Fair year. Exhibitors must be enrolled in the correct division.
- C. Photographs will be judged on the basis of technical quality, composition and story-telling ability.
- D. Photographs may be color or black and white, unless otherwise specified.
- E. Member must be able to provide technical information about type of camera, lighting (natural or flash), exposure details and any cropping or editing used.
- F. A photo may only be used once.
- G. All photos must be mounted on white or black poster board (NO foam board and NO frames).
 - 4 x 6, and 5 x 7 photos to be mounted on 8 x 10 poster board
 - 8 x 10 enlargements are to be mounted on 11 x 14 poster board
 - Photos must be securely attached to poster board using rubber cement or high-quality mounting tape
 - Photos **must** have a caption
 - Entry tag must be stapled to upper right corner of poster board. Please remove Claim Ticket.
- H. Failure to follow entry rules will result in entries being dropped one placing.
 - I. Class 18 and 19: A computer enhanced photo must have obvious alterations and/or enhancements: in camera effects, filters, lenses or programs used to dramatically change the way the image would normally look.
 - J. Posters in Class 20 and 21 may only be on Poster Board 14 x 22
 - K. Class 20 and 21 suggestions: Posters/displays on types of cameras, photography tips and tricks, lighting, etc. Items such as puzzles, photo mug, calendar, photo collage, etc.

Premiums for All Divisions: 1st - \$2.25 2nd - \$1.75 3rd - \$1.50 4th - \$1.25

Division Letter:

- A - BEGINNER Photography (1 – 3 years in project)
- B - INTERMEDIATE Photography (4 – 6 years in project)
- C – ADVANCED Photography (Over 6 years in project)

Class #:

1. Photo #1 - One 4 x 6 photo of your choice
2. Photo #2 - One 4 x 6 photo of your choice
3. Photo #3 - One 4 x 6 photo of your choice
4. Photo #4 - One 4 x 6 photo of your choice
5. Photo #5 - One 4 x 6 photo of your choice
6. Enlargement #1 - One 5 x 7 or 8 x 10 photo of your choice
7. Enlargement #2 - One 5 x 7 or 8 x 10 photo of your choice
8. Enlargement #3 - One 5 x 7 or 8 x 10 photo of your choice
9. Enlargement #4 - One 5 x 7 or 8 x 10 photo of your choice
10. Enlargement #5 - One 5 x 7 or 8 x 10 photo of your choice
11. "My Best Photo" – one 5 x 7 or 8 x 10 of exhibitor's most technically and compositionally correct image
12. "My favorite B&W photo", limited to Black & White (grayscale) photos (4 x 6, 5 x 7 or 8 x 10) mounted per guidelines

13. "My favorite Sepia photo", limited to Sepia photos (4 x 6, 5 x 7 or 8 x 10) mounted per guidelines
14. "My favorite mono-tone photo", limited to mono-tone photos (4 x 6, 5 x 7, 8 x 10) mounted per guidelines
15. "I learned something new photo", (4 x 6, 5 x 7, 8 x 10) mounted per guidelines, any color; the photo should demonstrate a new skill the member has learned or is trying to learn. The member is encouraged to stretch their creativeness
16. Photo story #1 - 3-4 photos (4 x 6) that tell a story (mounted on 11 x 14 poster board)
17. Photo story #1 - 3-4 photos (4 x 6) that tell a story (mounted on 11 x 14 poster board)
18. #1 Computer enhanced photo (5 x 7) with original (4 x 6) mounted on 11 x 14 poster board
19. #2 Computer enhanced photo (5 x 7) with original (4 x 6) mounted on 11 x 14 poster board
20. #1 Photography related poster, display, or item using exhibitor's photos
21. #2 Photography related poster, display, or item using exhibitor's photos
22. Panoramic pieced display - 3 or more images stitched together to create a panoramic print mounted on 8 x 22 poster board. Show the original images, 4 x 6 or 2 x 3 along with the panoramic print
23. HDR print- 3 or more images combined to create a high dynamic range image mounted on 11 x 14 poster board. Show the original images, 4 x 6 or 2 x 3, along with the HDR edited image
24. Any other photography exhibit not listed above

Division Letter: D – VIDEOGRAPHY

Class #:

1. Video or slide show of any subject up to 3 minutes in length. (Must provide viewing device for judging)
2. Video or slide show of any subject up to 3 minutes in length. (Must provide viewing device for judging)
3. Any other videography exhibit not listed above

Division Letter: E - COMPUTERS

Class #:

1. Create a flyer promoting Junior Fair, Youth Organization, Kenosha County Fair, etc.
2. Computer generated T-shirt design
3. Create a display of a dismantled computer, identifying parts and their functions (not to exceed 24" x 30")
4. Create a child's story book or newspaper
5. Create a database of at least 6 fields and 20 records. Include a description of how the database would be used
6. Create a spreadsheet containing at least 6 fields and 20 records. Include a description of how the spreadsheet would be used.
7. Create a 4-page newsletter that includes graphics. A 4-page newsletter consists of two 8.5" x 11" page printed on both sides.
8. Create a trifold 6 panel brochure that includes graphics. The original paper size must be 8.5" x 11" and the brochure must have text or graphics on every panel.
9. Create an original piece of art on the computer.
10. Create a design. (examples may include, but not limited to: landscape, garden, home, building, CAD-CAM designs.)
11. Create a set of business stationery on the computer, including a business card (3.5" x 2"), a piece of letterhead (8.5" x 11"), and a business sized envelope (9.5" x 4").
12. Create a piece of artwork on the computer (may include a digital photo) to print onto transfer paper. Then apply to a t-shirt, tote bag, or other item. Bring the completed item to show at the fair.
13. Exhibit a website you have designed.
14. Create a Digital Hand Drawing/Painting on a computer, tablet, or phone with the use of your finger, mouse, or computer/tablet drawing pen. Print your design on any size paper up to a maximum 8 1/2" x 14" and mount on an 11" x 14" posterboard.
15. Any other computer exhibit not listed above.

JUNIOR DEPARTMENT 22 - WOODWORKING

A. Day of Judging: Tuesday 12-7PM

- B. Articles to be eligible for entry must have been made since last September. Any work previously shown will be disqualified. Exhibited items must be a result of member's own work in a youth organization and not made in connection with school activities, unless otherwise noted.
- C. It is recommended that articles exhibited be finished appropriately for their expected use.
- D. Examples in parenthesis.
- E. All entry tags must be attached to the projects and filled out properly before the project can be judged. The bottom stub is to be removed and used when picking up the project on Sunday.

Premiums for Divisions A & B:

1st - \$2.00 2nd - \$1.75 3rd - \$1.50 4th - \$1.25

Division Letter: A - MEASURING UP

Open to 3rd graders with 1 year of woodworking training

Class #:

1. An article for use in farm or home workshop
2. Article for use outdoors (airplane)
3. An article for use in storage (wooden box)
4. An article for use in kitchen or living room (letter holder)
5. An article for use in the home (picture frame)
6. A toy or homemade game (puzzle)
7. An article of creative design from wood or wood and other materials or using recyclable materials
8. An article made in industrial arts, vocational agriculture class or shop as part of classwork or for class grade or extra credit

Division Letter: B - MAKING THE CUT

Open to 4th graders with 2 years or less of woodworking

Class #:

1. An article for use in farm or home workshop (saw horse)
2. An article for use outdoors (birdhouse)
3. An article for use in storage (toolbox)
4. An article for use in kitchen or living room
5. An article for use in the home (stool)
6. A toy or homemade game (whistle)
7. An article of creative design from wood or wood and other materials or using recyclable materials
8. An article made in industrial arts, vocational agriculture class or shop as part of classwork or for class grade or extra credit.

Division Letter: C - NAILING IT TOGETHER

Open to 5th grade and above with 3 years or less of woodworking

Premiums: 1st - \$2.50 2nd - \$2.25 3rd - \$2.00 4th - \$1.50

Class #:

1. An article for use in farm or home workshop
2. An article for use outdoors (boomerang)
3. An article for use in storage (bookshelf)
4. An article for use in kitchen or living room (belt buckle??)
5. An article for use in the home (corner shelf)
6. A toy or homemade game (puzzle)
7. Repaired or refinished article
8. An article of creative design from wood or wood and other materials or using recyclable materials
9. An article made in industrial arts, vocational agriculture class or shop as part of classwork or for class grade or extra credit

Letter: D - FINISHING UP

Open to 6th grade and above with 4 years or less of woodworking

Premiums: 1st - \$3.00 2nd - \$2.50 3rd - \$2.25 4th - \$2.00

Class #:

1. An article for use in farm or home workshop
2. An article for use out-of-doors (wood vehicle, picnic table)
3. Useful article of furniture or cabinet making (step stool/chair)

- An article for use in the home (door knocker)
- Article for use in some building other than the home
- Useful article of farm carpentry
- Repaired or refinished article
- An article of creative design from wood or wood and other materials or using recyclable materials
- An article made in Industrial arts, vocational agriculture class or shop as part of classwork or for class grade or extra credit

Division Letter: E - SHOWING IT OFF

Open to 7th grade and above

Premiums: 1st - \$3.75 2nd - \$3.00 3rd - \$2.25 4th - \$1.50

Class #:

- An article for use in farm or home workshop
- An article for use out-of-doors
- Useful article of furniture or cabinet making
- An article for use in the home
- An Article for use in some building other than the home
- Useful article of farm carpentry
- Repaired or refinished article
- An article of creative design from wood or wood and other materials or using recyclable materials
- An article made in industrial arts, vocational agriculture class or shop as part of classwork or for class grade or extra credit

JUNIOR DEPARTMENT 23 - ELECTRICITY

A. Day of Judging: Tuesday 12-7PM

B. All entry tags must be attached to the projects and filled out properly before the project can be judged. The bottom stub is to be removed and used when picking up the project on Sunday.

Division Letter: A - MAGIC OF ELECTRICITY

Open to 1st & 2nd year members

Premiums: 1st - \$2.00 2nd - \$1.75 3rd - \$1.50 4th - \$1.25

Class #:

- Circuit Board
- Homemade compass
- Model electric motor
- Scrapbook of experiments
- Electric question board
- Electromagnet
- Galvanometer
- Any other exhibit not listed above

Premiums for Divisions B & C:

1st - \$2.25 2nd - \$2.00 3rd - \$1.50 4th - \$1.25

Division Letter: B - INVESTIGATING ELECTRICITY

Open to 2nd & 3rd year members

Class #:

- Display showing types of fuses
- Display of electric cords, wires or cables
- Test lamp
- Demonstration board with 3-way & 4-way switches
- Trouble light
- Light-duty extension cord
- Heavy-duty extension cord
- 22" x 28" sample of circuit diagram (must include battery conductor light, resistor or switch)
- Parallel circuit board
- Rocket launcher
- Any other piece of homemade electrical equipment not listed above

Division Letter: C - WIRED FOR POWER

Open to 3rd year members and up

Class #:

- Display of bulbs, tubes or lighting equipment
- Homemade lamp or lighting unit

- Lighting poster or chart
- Any other piece of homemade electrical equipment not listed above

Division Letter: D - ADVANCED ELECTRICITY

Heat & Power Open to 3rd year members and up

Premiums: 1st - \$3.00 2nd - \$2.50 3rd - \$2.25 4th - \$2.00

Class #:

- Display showing motor types, operation or maintenance
- Any other piece of homemade electrical equipment not listed above

Letter: E - ADVANCED ELECTRONICS

Open to 3rd year members and up

Premiums: 1st - \$3.75 2nd - \$3.00 3rd - \$2.25 4th - \$1.50

Class #:

- Any piece of homemade electronic equipment
- Display or plan of an electrical control system
- Diagram or photographs of electrical or electronic equipment installed at home
- Any piece of electrical equipment made from commercial kit
- Any other piece of homemade electrical equipment not listed above

JUNIOR DEPARTMENT 24 - MECHANICS

Day of Judging: Tuesday 12-7PM

All entry tags must be attached to the projects and filled out properly before the project can be judged. The bottom stub is to be removed and used when picking up the project on Sunday.

Division Letter: A - TRACTOR MAINTENANCE

Premiums: 1st - \$3.00 2nd - \$2.50 3rd - \$2.25 4th - \$2.00

Class #:

- Drawing or display, illustrating, identifying part of and explaining function of one tractor engine component such as spark plug, carburetor, etc.
- Mounted exhibit of worn tractor engine parts caused by poor tractor maintenance, collected by member. Include explanation of cause and how to prevent it.
- Display of tractor maintenance records and operating costs
- Display on plywood or pressed board of different kinds of nuts, bolts, screws, washers and other fasteners used on farm machinery, properly labeled.
- Poster on tractor or farm machinery safety
- Diagram showing a dangerous tractor or farm machinery situation and explaining how to prevent it.

Division Letter: B - SMALL ENGINES - FIRST UNIT

Premiums: 1st - \$2.00 2nd - \$1.75 3rd - \$1.50 4th - \$1.25

Class #:

- Panel exhibit of small engine parts with identification of parts
- Poster or panel illustrating steps in a small engine service job (14" x 22")
- Poster or panel showing correct steps in preparing a small engine for off-season storage (14" x 22")
- Panel exhibit showing diagram of: Ignition system or fuel system or lubrication system
- Panel showing worn or faulty engine parts with statement as to cause and prevention
- Poster or panel showing the events in a four-cycle engine with a brief explanation (14" x 22")
- Small engine safety poster (14" x 22")
- Any other exhibit not listed above

Division Letter: C - SMALL ENGINES - SECOND UNIT

Premiums: 1st - \$2.50 2nd - \$2.25 3rd - \$2.00 4th - \$1.50

Class #:

- Panel showing events in a two-cycle engine with a brief explanation
- Panel exhibit or carburetor parts with explanation of functions of part, float type or diaphragm type.
- Poster listing preventative maintenance measures recommended for two-cycle engine (14" x 22")
- Any other exhibit not listed above

Division Letter: D - AEROSPACE - MODEL AIRPLANES

Premiums: 1st - \$2.25 2nd - \$2.00 3rd - \$1.50 4th - \$1.25

Class #:**Preflight - 3rd grade & up**

1. Model of homemade airplane made with no kit, not made to fly
2. Poster explaining the four forces affecting a model plan in flight
3. Model of airplane made from kit, not made to fly
4. Paper airplane
5. Any other exhibit not listed above

Lift-off - 4th grade & up

7. Part of an airplane, displayed and labeled
8. Photos of types of aircraft with description
9. Model of homemade airplane made with no kit, made to fly
10. Model of airplane made from kit, made to fly
11. Any other exhibit not listed above

Reaching New Heights - 5th grade & up

12. Homemade hang glider
13. Model of homemade airplane made with no kit, made to fly
14. Model of airplane made from kit, made to fly

Flying

15. Scrapbook of aviation project
16. Poster showing at least 5 flight instruments and their purpose
17. Match parts and function of a remote control
18. Altitude tracker
19. Any other exhibit not listed above

Division Letter: E - MODEL ROCKETRY

Premiums: 1st - \$2.25 2nd - \$1.75 3rd - \$1.50 4th - \$1.25

Class #:**Rocketry**

1. Edible rocket
2. Homemade space helmet
3. Straw and balloon rocket
4. Poster relating to rocketry
5. A non-metallic model rocket you have built and flown (include a flight log of recent flight-rocket not used in county-wide competitions)
6. A non-metallic model rocket that has not yet flown
7. A non-metallic model rocket that was flown in the countywide rocketry competition
8. Any other rocket made from recycled material
9. Design a mission patch or T-Shirt (may be on paper or actual article)
10. Any other exhibit not listed above

Competition Launch

11. Junior grades 3 – 7
12. Senior grades 8 – 12+

Premiums for Divisions F - I:

1st - \$2.00 2nd - \$1.75 3rd - \$1.50 4th - \$1.25

Division Letter: F - SCALE MODELS

- A. Kits may be used but you must label your model "kit used" or "original model" (original model: no kit was used in any way.)
- B. Model display must be one unit. Be sure model and all other objects are securely fastened.
- C. Motorized or remote powered models may only be entered under class # 7.
- D. Snap together models can be exhibited for 6th grade and under
- E. Each model must have the following information on a 3" x 5" card:
 1. number of pieces in kit
 2. model diagram stapled to card
 3. any modifications made to kit
- F. Guidelines for Dioramas (i.e. farm, city, airport, railroad display, etc.)
 1. Display board must be **wood**, no larger than **24"x24"**
 2. **All items MUST be affixed to the board**

Class #:

1. Auto & Motorcycle
2. Truck
3. Boat or Ship
4. Military Track Vehicle
5. Military Wheel Vehicle
6. Any other model (excluding those listed above)
7. Any motorized/remote powered model (not an airplane)
8. Poster of your model railroad setup
9. Diorama (i.e. farm, city, airport scene, etc.) Grades 3-6
10. Diorama (i.e. farm, city, airport scene, etc.) Grades 7 and up

Division Letter: G - ROBOTICS**Class #:**

1. Printed copy of an original robotics program developed by the exhibitor
2. 22" x 28" poster Including photos and other items that relate to the project
3. Any other individual project

Division Letter: H - LEGOS

Display needs to be mounted on a Lego mat ATTACHED TO WOOD OR OTHER FIRM BASE. No minimum size, maximum size of display base is 16" x 16"

Class #:

1. Lego display (i.e. landscape, village, scene, etc.)
2. Free standing Lego creation built without instructions (not a kit)
3. Lego display from a kit (exhibit must be marked as such)
4. Any other building material (not Legos) such as K'Nex, Magnetix, Erector, Lincoln Logs, etc.

Division Letter: I - METAL WORKING**Class #:**

1. Any project that is welded
2. An exhibit that is designed by cutting or forging metal
3. An exhibit that has been designed by using a drill
4. A self-determined exhibit not listed above

JUNIOR DEPARTMENT 25 - FOODS AND NUTRITION

- A. Day of Judging: Tuesday 12-7PM
- B. No two members of the same family may exhibit the same recipe
- C. All perishable foods become the property of the Kenosha County Fair. Food will be disposed of at superintendent's discretion
- D. Each entry must have a 3" x 5" card attached with the following: age of exhibitor, number of years in the project, recipe. Entries not accompanied by this card will automatically be dropped one place
- E. All entry tags must be attached to the projects and filled out properly before the project can be judged. The bottom stub is to be removed and used when picking up the project on Sunday
- F. Mixes will not be permitted. Members will be dropped one place for using one.

Premiums for Divisions A - D:

1st - \$2.00 2nd - \$1.75 3rd - \$1.50 4th - \$1.25

Division Letter: A - BEGINNER

Grades 3-5 Recipes must be included with all entries

Class #:

1. Snack pizza
2. Muffins, no cupcake liners, all from the same recipe, plate of 3
3. Drop cookies, plate of 3
4. Bar cookies, plate of 3
5. Any other cookie, plate of 3
6. Drop biscuits, plate of 3
7. Fudge candy, plate of 3
8. Candy, chocolates, molded or painted, plate of 3
9. Quick bread, 1/2 loaf
10. Coffeecake with streusel topping. 4" x 4" square, must include corner
11. Any food item made from a recipe that has been handed down through the generations

12. Cold pasta salad - 1 cup portion
13. Ethnic food - single serving portion
14. Homemade soup - 1 cup portion
15. Any other food item not listed above
16. Scrapbook with 6 or more of your favorite recipes, recipes must be on a 3" x 5" card

Division Letter: B - JUNIOR

Grades 6-7 Recipes must be included with all entries

Class #:

1. Baking powder biscuits - rolled, no mixes, plate of 3
2. Bar cookies, plate of 3
3. Sliced, formed, molded cookies, plate of 3
4. Any other cookie, plate of 3
5. Muffins, no cupcake liners, all from the same recipe, plate of 3
6. Quick bread, 1/2 loaf, from scratch
7. Pastry pie, one crust
8. Pastry pie, two crusts
9. Cake, 1/2 of 8" or 9" round, unfrosted, from scratch
10. Coffeecake with streusel topping. 4" x 4" square, must include corner
11. Ethnic food - single serving portion
12. Cold vegetable/pasta salad - 1 cup portion
13. Homemade soup - 1 cup portion
14. Graham cracker crust pie
15. Candy, chocolates, molded or painted, plate of 3
16. Fudge candy, plate of 3
17. Drop cookies, plate of 3
18. Any food item made from a recipe that has been handed down through the generations
19. Main dish - 1 cup portion
20. Experiment with changing a recipe for healthy living
21. Scrapbook with 9 or more of your favorite recipes
22. Any other food item not listed above

Division Letter: C - INTERMEDIATE

Grades 8-10 Recipes must be included with all entries

Class #:

1. Cupcakes, plate of 3
2. Quick coffee cake, 6" square, must include corner
3. Quick bread, 1/2 loaf
4. Main dish casserole
5. Pressed or rolled cookies, plate of 3
6. Cake, homemade, unfrosted 6" square, must include corner
7. 3 varieties of cookies, no drop cookies, 2 of each type, know the name of the cookies
8. One pastry crust pie
9. Two pastry crust pie
10. Yeast bread, 1/2 loaf
11. Any other yeast item
12. Recipe changed for healthy living plus sample made from recipe
13. Main entrée
14. Fudge candy, plate of 3
15. Candy, any type, plate of 3
16. Candy, chocolates, molded or painted, plate of 3
17. Healthy snack created by the exhibitor
18. Any food item made from a recipe that has been handed down through the generations
19. Coffeecake with streusel topping. 4" x 4" square, must include corner
20. Ethnic food - single serving portion
21. Homemade soup - 1 cup portion
22. Graham cracker crust pie
23. Scrapbook of recipes of leftover foods (6 or more)
24. Any food item made for those who have diets that are gluten free flour or egg free or dairy free, or have allergies to different food items
25. Any other food item not listed above

Division Letter: D - SENIOR

Grades 11-13 Recipes must be included with all entries

Class #:

1. Doughnuts, yeast or cake, plate of 3
2. Sponge or chiffon cake, 1/2 cake
3. Any layer cake, homemade, frosted, 1/2 cake, must include corner
4. Angel food cake, unfrosted, 1/2 cake
5. Cookies for special occasion, plate of 3
6. 3 varieties of cookies, no drop cookies, 2 of each type, know the name of the cookies
7. A one pastry crust pie
8. A two pastry crust pie
9. Candy, chocolates, molded or painted, plate of 3
10. Any other yeast item, plate of 3 or 1/2 loaf
11. Yeast bread, 1/2 loaf
12. Yeast item - 3 on a plate (ex: dinner rolls, cinnamon rolls, donuts, etc.)
12. Main entrée
13. Recipe changed for healthy living plus sample made from recipe
14. Any food item made from a recipe that has been handed down through the generations
15. Coffeecake with streusel topping. 4" x 4" square, must include corner
16. Ethnic food - single serving portion
17. Homemade soup - 1 cup portion
18. An Instant Pot dish
19. Any other pastry item
20. Any food item made for those who have diets that are gluten free, or egg free, or dairy free or have allergies to different food items
21. Any other food item not listed above

CAKE DECORATING

- A. All cookies and cakes must be home-baked, mixes are acceptable.
- B. Styrofoam bases will be accepted unless otherwise noted.
- C. Cake board cannot exceed 2" beyond cake. Will be marked down one placing if they exceed size limitations.
- D. Cupcakes and cookies should be displayed on an 9" or 10 1/4" disposable plate.
- E. Each entry must have a 3" x 5" card attached with the following information: the age of the exhibitor, number of years in the project, and the recipe used for the frosting. Entries not accompanied by this card will automatically be dropped one place.
- F. Canned frosting will not be permitted. Exhibitors using canned frosting will be disqualified.

Premiums for Divisions E & F:

1st - \$2.25 2nd - \$1.75 3rd - \$1.50 4th - \$1.25

Division Letter: E - BEGINNERS First year in project

Class #:

1. Character cake - use molded pan and must be real cake
2. Special occasion - flat, 1 layer 8" x 9" or larger, not in pan (birthday, graduation, etc.)
3. Multi-layer cake - real cake
4. Cut out cake
5. Cake decorated for a holiday
6. Decorated cupcakes, 3
7. Decorated cookies, 3
8. Professional sports team cake, cupcakes or cookies (MLB, NFL, NHL, etc.)
9. Gingerbread house
10. A design made using 6 or more cupcakes
11. Any other cake or cookie decorating exhibit not listed above

Division Letter: F - ADVANCED Two or more years in project

Class #:

1. Character cake - use molded pan
2. Special occasion - must be two layered, real cake
3. Multi-layered using pillars

4. Cake decorated for a holiday
5. Cake using figure piping
6. Cake using royal icing flowers
7. Sugar-molded eggs, 1
8. Any other cake or cookie decorating exhibit not listed above
9. Gingerbread house
10. Decorated cupcakes, 6 with a theme – each with a different design
11. Decorated cupcakes, 6 with the same design
12. Cut- up cake
13. Cake decorated with fondant
14. Professional Sports Team cake, cupcakes or cookies (MLB, NFL, NHL, etc.)

FOOD PRESERVATION

- A. Fruit and vegetable exhibits may be in pint or quart jar. Jam and jellies may be in conventional jelly or jam glasses. Standard jar, clear in color, should be used. Food must have been canned since previous year's Fair.
- B. All jars must be labeled with name of ingredients, method of canning, processing time, and date.
- C. Awards will be based on color, pack, method used and appearance of jar and cover. Canned goods will be judged on latest USDA guidelines (available from the UW-Extension Office).
- D. Judges have the right to open a jar only if it is in question.
- E. No paraffin sealed food will be accepted for display and judging.

Premiums for Divisions G & H:

1st - \$2.00 2nd - \$1.75 3rd - \$1.50 4th - \$1.25

Division Letter: G

Open to members enrolled in a 1st year Food Preservation project
Class #:

1. Tomatoes, chopped or crushed, 1 jar
2. Tomato juice, 1 jar
3. Any other tomato item, 1 jar
4. Salsa, 1 jar
5. Pears, sliced, quartered or halved, 1 jar
6. Cherries, pitted, 1 jar
7. Apples, sliced, quartered or halved, 1 jar
8. Peaches, sliced, quartered or halved, 1 jar
9. Applesauce, 1 jar
10. Any other fruit sauce, 1 jar
11. Jam, any variety, 1 jar
12. Jelly, any variety, 1 jar
13. Dilly beans, 1 jar
14. Dill pickles, 1 jar
15. Freezer jam, any variety, 1 jar
16. Any other item not listed above

Division Letter: H

Open to members enrolled in a 2nd year Food Preservation project and above
Class #:

1. Tomatoes, whole, 1 jar
2. Tomato juice, 1 jar
3. Ketchup, 1 jar
4. Pizza sauce, 1 jar
5. Spaghetti sauce, 1 jar
6. Any other tomato item, 1 jar
7. Relishes, 1 jar
8. Peaches, quartered or halved, 1 jar
9. Cherries, 1 jar
10. Pears, quartered or halved, 1 jar
11. Snap beans, 1 jar
12. Sweet corn (off the cob), 1 jar
13. Any other vegetable, 1 jar
14. Apples, quartered or halved, 1 jar
15. Applesauce, 1 jar
16. Any other fruit sauce, 1 jar

17. Bread and butter pickles, 1 jar
18. Sweet pickles, 1 jar
19. Dill pickles, 1 jar
20. Any pickle, 1 jar
21. Dilly beans, 1 jar
22. Beets, pickled, 1 jar
23. Jam, any variety, 1 jar
24. Jelly, any variety, 1 jar
25. Any other fruit, 1 jar
26. Any dried foods
27. Freezer jam, any variety, 1 jar

JUNIOR DEPARTMENT 26 - CLOTHING AND SEWING

1. Day of Judging: Tuesday 12-7PM
2. Each entry must be original work of the exhibitor and must be the result of this year's project. Members can enter as many entries in their division, but only one garment per class number.
3. The superintendent has the right to reject any garment brought in should it be soiled or in an unpressed condition.
4. Special care will be exercised to keep the garment in good condition and to prevent losses. However, the garment is displayed at the owner's risk. The department is not responsible for garment left on the fairgrounds at the close of the fair.
5. FASHION EXPLOSION garments may be judged at the fair for construction, must be entered under divisions A-D at the fair. FASHION EXPLOSION garments must be listed on the fair entry form using divisions E-H to receive premium money.
6. FASHION EXPLOSION tags need not be attached to the garment for the fair.
7. All articles, excluding quilts & stuffed items, must be attached to clothing hanger.
8. All fair tags must be secured to article, not to the hanger, safety pins preferred.

Division Letter: A - LET'S SEW

Open to members who are in their 1st & 2nd years sewing

Premiums: 1st - \$2.00 2nd - \$1.75 3rd - \$1.50 4th - \$1.25

Class #:

1. Scarf or headband or hat or scrunchy
2. Simple article for home use such as slippers, pillow case, hanging cover, laundry bag, etc.
3. Simple top
4. Simple sleepwear
5. Simple skirt, dress or jumper
6. Simple pants, shorts or skorts
7. Sewing sculpture, any sewn form, stuffed to retain that form
8. Scrapbook of at least 8 seam finishes, hems or other beginning sewing techniques
9. Any garment made or altered using recycled materials (include description of where materials came from)
10. Article for another person
11. Costume
12. Item made from 4-H theme fabric (material provided)
13. Any other article not listed above

Division Letter: B - READY, SET, SEW

Open to members in their 3rd and 4th years sewing

Premiums: 1st - \$2.25 2nd - \$1.75 3rd - \$1.50 4th - \$1.25

Class #:

1. Accessory for self (tote bag, hat, belt, etc.)
2. Sleepwear, 2 piece or nightgown
3. Article for home use
4. Blouse or shirt with pants, skort or shorts
5. Blouse or shirt with jumper or skirt
6. Dress, general wear, 1 or 2 pieces
7. Swimwear
8. Sewing sculpture, any sewn form stuffed to retain that form

9. Scrapbook of at least 16 samples of seam finishes, hems or other sewing techniques
10. Any garment made or altered using recycled materials (include description of where materials came from)
11. Article for another person
12. Costume
13. Simple outerwear, unlined jacket, coat or poncho
14. Item made from 4-H theme fabric (material provided)
15. Any other article not listed above

Division Letter: C - SEW SOME MORE

Open to members with 5 or more years sewing

Premiums: 1st - \$3.00 2nd - \$2.50 3rd - \$2.25 4th - \$2.00

Class #:

1. Sleepwear or loungewear garment (if pajamas, top and bottom)
2. Swimsuit with cover-up
3. Sportswear, 2 pieces
4. Dress, general wear, 1 or 2 pieces
5. Outfit, special occasion, formal
6. Outfit for school wear
7. Outfit for best wear
8. Outerwear, unlined jacket or coat
9. Outerwear, lined jacket or coat
10. Garment constructed for another person, infant - age 12
11. Garment constructed for another person, teen or adult
12. Article for home use
13. Lingerie
14. Any garment made or altered using recycled materials (include description of where materials came from)
15. Item made from 4-H theme fabric (material provided)
16. Costume
17. Any other item not listed above

Premiums for Divisions D & E:

1st - \$2.50 2nd - \$2.25 3rd - \$2.00 4th - \$1.50

Division Letter: D - EQUESTRIAN ATTIRE

Exhibitors entering items under this category must be enrolled in the clothing project.

Class #:

1. Grooming apron
2. Hunt coat
3. Western shirt
4. Jodhpurs, breeches
5. Saddle seat suit
6. Chaps
7. Horse blanket
8. Horse attire - sewn
9. Vest
10. Any other item

Division Letter: E - QUILTING

Examples of quilted items: Pillows, table runners, wall hangings, kitchen accessories, appliance covers, personal accessories, clothing, quilts.

Class #:

1. One quilted patchwork item
2. Applique - machine or by hand
3. Example of machine quilting
4. Quilted item designed by exhibitor
5. Exhibit using a combination of quilting techniques
6. Holiday themed item
7. Any other quilted item not listed above

****Southport Quilters Guild will sponsor a ribbon and a \$25.00 check to the judges choice for top exhibit in each class of Division E**

FASHION EXPLOSION

- Garments must be modeled in the County Fashion Explosion in the exhibit year at the Kenosha County Center.
- A garment must be listed on fair entry form and exhibited at the Fair to receive premium money.
- Entries will be judged on the "Total Look" which includes the suitability of garment to the individual purpose, design, color, general appearance, neatness, posture, fit and construction, to the extent that it affects general appearance.
- Scarves, hats, headbands, mittens, etc. are not considered garments They are considered accessories.

Premiums for Divisions F - I: 1st - \$2.25 2nd - \$2.00 3rd - \$1.50

Division Letter: F Open to members enrolled in LET'S SEW

Class #:

1. Skirt, washable
2. Simple pants, shorts, or skort
3. Simple top
4. Simple sleepwear (bottoms or gown)
5. Garment for another person
6. Any other garment not listed above

****A plaque and a \$20 gift card will be awarded to a 1st year sewer for outstanding work in the project. (given in honor of Shirley Daniels)**

Division Letter: G Open to members enrolled in READY, SET, SEW

Class #:

1. Sleepwear, 2 piece or nightgown
2. Blouse/shirt with pants, skort, or shorts
3. Blouse/shirt with jumper or skirt
4. Dress, general wear, 1 or 2 pieces
5. Swimwear
6. Garment for another person
7. Any other garment not listed above
8. Simple outerwear, unlined jacket, coat or poncho

Division Letter: H Open to members enrolled in SEW SOME MORE

Class #:

1. Sleepwear or loungewear, 2 pieces
2. Sportswear, 2 pieces
3. Swimsuit with cover-up
4. Dress, general wear, 1 or 2 pieces
5. Special occasion outfit
6. Outerwear, lined garment, suit or coat
7. Outerwear, unlined garment, suit or coat
8. Garment constructed for another person, infant - Age 12
9. Garment constructed for another person, teen or adult
10. Costume
11. Any other complete outfit not listed above

Division Letter: I - FASHION EXPLOSION EQUESTRIAN ATTIRE

Class #:

1. Shirt - Western or English
2. Pants - Western or English
3. Vest
4. Complete outfit

JUNIOR DEPARTMENT 27 - KNITTING AND CROCHETING

1. Day of Judging: Monday 12-7PM
2. Each garment or article must have a 3" x 5" card attached listing the following: age of exhibitor and number of years in the project, type of yarn used, intended care of article, source of pattern (if magazine is used, include name and date), pattern stitch used, size of needle used. Entries not accompanied by this card will automatically be dropped one place.
3. All entry tags must be attached to the project and filled out properly before the project can be judged. The bottom stub is to be removed and used when picking up the project on Sunday

CATEGORY - BEGINNING KNITTING

Open to first year members

Division Letter: A

Premiums: 1st - \$2.00 2nd - \$1.75 3rd - \$1.50 4th - \$1.25
Class #:

1. Scarf
2. Slippers
3. Hat or cap
4. Two needle mittens, one pair
5. Holiday decorations, such as snowflakes or ornaments must be exhibited as a set of 3

Division Letter: B

Premiums: 1st - \$2.25 2nd - \$1.75 3rd - \$1.50 4th - \$1.25
Class #:

1. Baby afghan
2. Simple sweater
3. Simple pillow
4. Vest

Division Letter: C

Premiums: 1st - \$1.75 2nd - \$1.50 3rd - \$1.25 4th - \$1.00
Class #:

1. Any other article not listed above (i.e., toys, animals, etc.)

CATEGORY - INTERMEDIATE KNITTING

Open to 2nd & 3rd year members

Division Letter: D

Premiums: 1st - \$2.50 2nd - \$2.25 3rd - \$2.00 4th - \$1.75
Class #:

1. Hat and scarf set
2. Two needle mittens, one pair
3. Holiday decorations, such as snowflakes or ornaments must be exhibited as a set of 3
4. Vest
5. Patterned pillow

Division Letter: E

Premiums: 1st - \$3.00 2nd - \$2.50 3rd - \$2.25 4th - \$2.00
Class #:

1. Any article to use in the home
2. Sweater
3. Afghan
4. Any article made on a knitting machine

Division Letter: F

Premiums: 1st - \$1.75 2nd - \$1.50 3rd - \$1.25 4th - \$1.00
Class #:

1. Any other article not listed above (i.e., toys, animals, etc.)

CATEGORY - ADVANCED KNITTING

Open to members in project 4 or more years

Division Letter: G

Premiums: 1st - \$3.00 2nd - \$2.75 3rd - \$2.50 4th - \$2.25
Class #:

1. Holiday decorations, such as snowflakes or ornaments must be exhibited as a set of 3
2. Four needle mittens or gloves, one pair
3. Four needle socks, one pair
4. Sets (2 or more pieces)
5. Swimsuit or beach cover-up
6. Garment, knitting combined with fabric
7. Sweater, advanced
8. Hat
9. Scarf

10. Any item made on a knitting machine

11. Any other advanced article

Division Letter: H

Premiums: 1st - \$3.75 2nd - \$3.00 3rd - \$2.25 4th - \$1.50
Class #:

1. Blanket
2. Pillow
3. Advanced article to use in the home
4. Any article, pattern drafted by exhibitor

CATEGORY - BEGINNING CROCHETING

Division Letter: I

Premiums: 1st - \$2.00 2nd - \$1.75 3rd - \$1.50 4th - \$1.25
Class #:

1. Hat
2. Scarf
3. Slippers
4. Blanket
5. Afghan
6. Holiday decorations, such as snowflakes or ornaments must be exhibited as a set of 3
7. Any other article not listed in Division D (i.e., toys, animals, etc.)

Division Letter: J

Premiums: 1st - \$2.25 2nd - \$1.75 3rd - \$1.50 4th - \$1.25
Class #:

1. Vest
2. Simple pillow

CATEGORY - INTERMEDIATE CROCHETING

Open to 2nd & 3rd year members

Division Letter: K

Premiums: 1st - \$2.50 2nd - \$2.25 3rd - \$2.00 4th - \$1.75
Class #:

1. Hat and scarf set
2. Holiday decorations, such as snowflakes or ornaments must be exhibited as a set of 3
3. Vest
4. Pillow
5. Slippers
6. Any article or garment made from Granny Squares
7. Any other article of clothing
8. Novelty crocheting, such as hairpin or broomstick lace
9. Any other article not listed (i.e., toys, animals, placements, etc.)

Division Letter: L

Premiums: 1st - \$3.00 2nd - \$2.50 3rd - \$2.25 4th - \$1.50
Class #:

1. Sweater
2. Afghan

CATEGORY - ADVANCED CROCHETING

Open to members in project 4 or more years

Division Letter: M

Premiums: 1st - \$3.00 2nd - \$2.75 3rd - \$2.50 4th - \$2.25
Class #:

1. Holiday decorations, such as snowflakes or ornaments must be exhibited as a set of 3
2. Stole, cape or poncho
3. Afghan
4. Hat and scarf set
5. Any crocheted article or garment made from Granny Squares
6. Sweater, patterned and/or 2 or more colors
7. Any other clothing article not listed

8. Any article, pattern drafted by exhibitor
9. Any advanced accessory for the home not listed above (i.e., doilies, placemats, tablecloths, etc.)
10. Any other article not listed above (i.e. toys, animals, etc.)

JUNIOR DEPARTMENT 28 - HOME ENVIRONMENT

- A. Day of Judging: Monday 12-7PM
- B. All entry tags must be attached to the project and filled out properly before the project can be judged. The bottom stub is to be removed and used when picking up the project on Sunday.
- C. All entries should be made, designed and assembled by member
- D. No kits may be entered except in the class where specified

Division Letter: A - BEGINNING HOME ENVIRONMENT

Open to first year members

Premiums: 1st - \$2.00 2nd - \$1.75 3rd - \$1.50 4th - \$1.25

Class #:

1. Placemats (4), tablecloth (1), or runner (1) made and decorated with stitchery, applique or stenciling
2. Decorative pillow - cross stitch, needlepoint, crewel, appliqued, patchwork, trapunto or any other stitchery
3. Bulletin board, for any room, ready to hang
4. Creative wall hanging, any subject, any method, any material, ready to hang
5. Storage cases or containers, wastebasket (set of 2), renovated, redecorated, or newly constructed
6. Picture featuring needlepoint, crewel, counted cross stitch, or other media. No professional framing
7. Flower arrangement - fresh, artificial or dried
8. Place setting created with selected or handmade items - napkin, placemat, centerpiece (member must bring card table to display)
9. Poster illustrating a color scheme for a room, using samples of wood tones, paint, wall and floor covering
10. Any article made from a kit
11. Stitchery - household article
12. Stitchery - decorative accessory, including needlepoint
13. Stitchery - quilting or applique
14. Any creative furnishing item not listed above

Division Letter: B - INTERMEDIATE HOME ENVIRONMENT

Open to 2nd & 3rd year members

Premiums: 1st - \$2.50 2nd - \$2.25 3rd - \$2.00 4th - \$1.00

Class #:

1. Placemats (4), tablecloth (1), or runner (1) made and decorated with stitchery, applique or stenciling
2. Decorative pillow - cross stitch, needlepoint, crewel, appliqued, patchwork, trapunto or any other stitchery
3. Window shade - decorated by member
4. Bulletin board, for any room, ready to hang
5. Simple curtains
6. Bed cover - quilt, bedspread or decorative cover
7. Area rug
8. Creative wall hanging, any subject, any method, any material, ready to hang (could include mosaic, tile, stitchery, plaque, printing, weaving, quilting, etc.)
9. Flower arrangement - fresh, artificial or dried
10. Place setting created with one handmade item, such as placemat, napkin, pottery dish. Bring own card table to display
11. Picture featuring needlepoint, crewel, counted cross stitch, or other media. No professional framing
12. Simple piece of refinished furniture (new or old)
13. Floor plan of any room drawn to scale with furniture arrangement. Include description of family activities and traffic patterns of the room
14. Holiday item that fits no other listing
15. Any article made from a kit
16. Stitchery - household article

17. Stitchery - decorative accessory, including needlepoint
18. Stitchery - quilting or applique
19. Any creative furnishing item not listed above

Division Letter: C - ADVANCED HOME ENVIRONMENT

Open to members in project 4 or more years

Premiums: 1st - \$3.00 2nd - \$2.50 3rd - \$2.25 4th - \$2.00

Class #:

1. Simple curtains or draperies
2. Tablecloth with napkins
3. Window shade decorated by member
4. Area rug
5. Bed cover, quilt or bedspread
6. Decorative pillow - cross stitch, needlepoint, crewel, appliqued, patchwork, trapunto or other stitching
7. Creative wall hanging, any subject, any method, any material, ready to hang (could include mosaic, tile, stitchery, plaque, printing, weaving, quilting, etc.)
8. Refinished or remodeled piece of furniture (new or old - refinished, antiqued, reupholstered, caned or recovered, with before pictures)
9. Three to five items, selected or made for a specific room and arranged to show color and texture
10. Floor plan of any room drawn to scale with furniture arrangement. Include description of family activities and traffic patterns of the room
11. Flower arrangement - fresh, dried or artificial
12. Useful storage unit planned and made by member
13. Poster illustrating a color scheme for a room, using samples of wood tones, fabric, paint, wall or floor covering
14. Table setting created around a theme. Bring own card table to display. (1 item must be homemade)
15. Stitchery - household item
16. Stitchery - decorative accessory, including needlepoint
17. Stitchery - quilting or applique
18. Holiday item that fits no other listing
19. Any article made from a kit
20. Any home furnishing item not listed above

JUNIOR DEPARTMENT 29

FAMILY LIVING - CHILD DEVELOPMENT

A. Day of Judging: Monday 12-7PM

B. All entry tags must be attached to the project and filled out properly before the project can be judged. The bottom stub is to be removed and used when picking up the project on Sunday night.

Premiums for all Divisions:

1st - \$2.00 2nd - \$1.75 3rd - \$1.50 4th - \$1.25

Division Letter: A - BEGINNING CHILD DEVELOPMENT AND BABYSITTING

Open to all members enrolled in beginning child development and babysitting. All classes must include a written explanation of age of child and why appropriate.

Class #:

1. Photo story of family activity. Include a description with each picture. Can be a book or poster
2. Interview a grandparent and make a scrapbook of your observation
3. Make a coupon book for someone special of things you can do to show you are responsible
4. Selection of 3-5 toys appropriate for a child. Group together and include age and explanation of why you chose them
5. Make a "Home Alone" game board. Include all pieces and instructions on how to play
6. Make a poster of snack foods showing where they fit on the food pyramid
7. Make a toy store poster. List three age groups and choose five toys that are appropriate for each age groups and explain why
8. Toy or game made by exhibitor. Explain age and what it will teach
9. Poster showing safe play in a park or playground
10. Puppet show to teach safety, colors, numbers, or letters. Include explanation of age it is appropriate for

11. Make a poster of scrapbook showing pictures of yourself teaching a lesson or class to younger youth
12. Make an example of a craft you have done with one or a group of youth younger than yourself. In your written explanation tell what age of the youth or group you were working with, why you chose this craft, what went well, and what you might change about it if you were to do this craft again.
13. Write up a lesson/activity plan for a class or lesson that you will present or have already presented to younger youth. Include an objective (Youth will be taught...), materials, and procedure (be specific). Be sure to include activities and opportunities for the youth learn by doing. If you have already taught this lesson, write a reflection of what went well and what you'd change in the future.
14. Group project: Write up a plan for a large event such as a game night, craft night, science day, etc. where younger youth are led through a series of activities or lessons. Together, determine how long each session will last, who will lead each session, and what activities will be included.

Division Letter: B - ALL OTHER CHILD DEVELOPMENT AND BABYSITTING

Open to all other members enrolled in child development and babysitting. All classes must include a written explanation of age of child and why appropriate.

Class #:

1. Write a resume to seek a job in child care
2. Visit a daycare center. Pick one child to observe and complete a Child Development Observation Record sheet
3. Observe three television programs or videos for children. Complete a Television Evaluation Form for each
4. Create your family tree. Display as poster or scrapbook
5. Create a plan for a neighborhood "Movin' and Shakin'" Olympics
6. Select 3-5 items that represent characteristics of someone in your family. Explain how they represent the person
7. Create a community service project for your club that includes senior citizens or youth. Prepare a plan that includes: activities, date, time, location, costs and who will be involved
8. Storybook or scrapbook made by exhibitor for a child to teach safety, getting along with others, or responsibility. Include age of child
9. Toy or game made by exhibitor. Include how it is used and age of child it is made for
10. Plan for a child's party. Include age of child, number of guests, refreshments, and games
11. Cookbook of foods suitable for a child's lunch that are easy to prepare
12. Exhibit of 5 household items found around your home that can be used for creative play. Explain how they are used and for what age
13. Make a poster of scrapbook showing pictures of yourself teaching a lesson or class to younger youth
14. Make an example of a craft you have done with one or a group of youth younger than yourself. In your written explanation tell what age of the youth or group you were working with, why you chose this craft, what went well, and what you might change about it if you were to do this craft again.
15. Write up a lesson/activity plan for a class or lesson that you will present or have already presented to younger youth. Include an objective (Youth will be taught...), materials, and procedure (be specific). Be sure to include activities and opportunities for the youth learn by doing. If you have already taught this lesson, write a reflection of what went well and what you'd change in the future.
16. Group project: Write up a plan for a large event such as a game night, craft night, science day, etc. where younger youth are led through a series of activities or lessons. Together, determine how long each session will last, who will lead each session, and what activities will be included.

JUNIOR DEPARTMENT 32 YOUTH GROUP SCRAPBOOKS AND BANNERS

- A. Day of Judging: Tuesday 12-7PM
- B. The club scrapbook may be of cumulative years, but the current Junior

Fair year must be included. Judging will be based on the presentation, appearance, clarity and the diversity of the club's activities (current year only).

- C. All entry tags must be attached to the project and filled out properly before the project can be judged. The bottom stub is to be removed and used when picking up the project on Sunday night.

Division Letter: A

Premiums: 1st - \$7.50 2nd - \$6.00 3rd - \$4.50 4th - \$3.00

Class #:

1. Club scrapbook
2. Club promotional display
3. Any other exhibit created by a club
4. Junior Fair Club banner measuring at least 30" x 44" but no more than 36" x 48" made with any material
5. Scrapbook of a countywide project or activity, 5 or more pages with journaling

JUNIOR DEPARTMENT 33 - YOUTH LEADERSHIP

A. Day of Judging: Tuesday 12-7PM

Premiums: 1st - \$2.25 2nd - \$1.75 3rd - \$1.50 4th - \$1.25

Division Letter: A

Class #:

1. A poster designed to recruit members to join Junior Fair (14" x 22")
2. A poster designed to assist in teaching at a specific project meeting (14" x 22")
3. Summary of 4 project meetings for one project or activity including: What was planned, what was accomplished, and an evaluation of each
4. Mini booth (box approximately 18" x 24") showing some phase of leadership. Include a brief description on card.
5. Promotion display of Junior Fair trip or award (CWF, camp, etc.)
6. Any exhibit in this project not listed above

JUNIOR DEPARTMENT 34 HEALTH, SOCIAL, AND POLITICAL SCIENCE

A. Day of Judging: Tuesday 12-7PM

Premiums for all Divisions:

1st - \$2.00 2nd - \$1.75 3rd - \$1.50 4th - \$1.25

Division Letter: A - HEALTH

Class #:

1. A scrapbook or portfolio which depicts what the member has learned about nutrition
2. Poster or display on first aid
3. First aid kit for home, work, auto, farm or school

Division Letter: B - BOWLING PROJECT

Class #:

1. Minimum of 4 photographs showing member bowling with correct form and/or approach
2. Display or poster showing correct ways of picking up spares
3. Any other bowling exhibit not listed above

Division Letter: C - BICYCLE SAFETY

Class #:

1. Mini booth (approximately 18" x 24") showing bicycle safety. Include brief description on card.
2. Display of bicycle parts - include functions of these parts
3. Poster showing points to be checked on a bicycle during a safety check
4. Any other bicycle safety poster
5. Any other exhibit not listed above

Division Letter: D - ROLLER BLADING

Class #:

1. Poster on roller blade safety
2. Poster on parts and/or maintenance of roller blades

3. Scrapbook on roller blading
4. Scrapbook of professional athlete in roller blading
5. Scrapbook or poster on history of roller blading
6. Building design of rink or ramp used for roller blading (must be an original design by exhibitor)
7. Original artwork with roller blading theme
8. Video on roller blade safety
9. Video on roller blade techniques
10. Video on roller blade demonstrations
11. Any other roller blading item not listed above

Division Letter: E - CITIZENSHIP

This class is open to youth who participated in the Citizenship project and completed a "Public Adventures" community service project this year. Refer to the "Public Adventures" curriculum for more information.

Class #:

1. Poster listing your group's ground rules
2. Magazine picture collage that illustrates your group's issues
3. Scrapbook or poster displaying any media coverage your project received, including newspaper articles, TV or radio coverage or other
4. Scrapbook or notebook telling what your group has done and learned from your citizenship project
5. Samples of letters written to support your citizenship project
6. Typed transcript of a public speech written to support your citizenship project
7. Personal journal reflecting what you learned during the citizenship project
8. Any other communication item by you to support your group's project

Division Letter: F - SELF DETERMINED

Projects will be judged and displayed with the department that most closely relates to the self-determined exhibit. Example: Quilting projects will be judged and displayed in the Home Furnishings area. If you have questions about where your project should be, call the Fair Office before judging day. Posters must be a maximum of 20" x 30".

Class #:

1. Poster, scrapbook or other written material relating to project
2. Any small article made as part of the project
3. Any large article made as part of the project
4. Any other display not listed above

JUNIOR DEPARTMENT 35 - SCHOOL EXHIBITS

The Kenosha County School System has had an exhibit at the Fair for many years. We take pride in showing the public some of the fine work which is the result of the activities taking place in the Kenosha County Schools under the direction of the individual classroom teachers. We appreciate the efforts and cooperation of the Education Associations of Kenosha County Schools and Parent-Teacher Organizations in the organization of this exhibit.

RULES

1. No exhibitor's ticket is required in this department.
2. All entries in this department close as per schedule of judging.
3. No student shall make more than one project for each entry.
4. Each student is allowed to enter three items into the fair.
5. A maximum of 5 group projects will be allowed from each teacher.
6. A school representative will be responsible for putting up and taking down the exhibit. Booths up by Tuesday before the Fair; may be taken down after 7PM (walk out only) and 8PM (vehicles allowed on grounds) Sunday of Fair week.
7. Individual or Group Project Prizes: first place \$1.75; second place \$1.50; third place \$1.25; fourth place \$1.00.
8. Booth Entry Prizes: first place \$15.00; second place \$12.00; third place \$9.00; fourth place \$6.00. Booths will be judged on Wednesday morning of the Fair at about 10:00 AM.
9. In all cases, the judges' decision will be final.
10. Premium lists may be obtained from the Fair Office.



Kenosha County Fairest of the Fair Competition



Calling all men and women who live in Kenosha County or have shown at the Kenosha County Fair!

The Kenosha County Fair is seeking all individuals interested (yes that's right – MEN and WOMEN) in representing the Kenosha County Fair! If you are selected for this prestigious role, you will represent the Fair throughout the upcoming year at a variety of local events around the county throughout the year (such as parades, community events, fairs, and more). You will also be the host of the Kenosha County Fair five-day event that takes place the following August. As official host of our Fair, you will be involved in a wide variety of events such as judging sessions, contests, media interviews, greet Fair-goers, and so much more!

During the final days of your reign, you will have the opportunity to compete for the title of Wisconsin Fairest of the Fairs at the Wisconsin Association of Fairs Annual Convention. This is an amazing opportunity to grow your personal, professional, and community engagement skills to use in your future endeavors.

The person who holds the title of Kenosha County Fairest of the Fair, will be awarded a lifetime membership to the Fair, a \$1000 scholarship, and many other items throughout the year.

**If you are ready for the opportunity to reign as the Fairest of the Fair,
you will find additional information and the entry form at
www.kenoshacofair.com.**

**Follow the link under Fair info, Contests/Competitions, Fairest of the Fair.
You can also email us at: kenoshacofairest@gmail.com.**

CONTESTS & COMPETITIONS

You can find a full list of contests and competitions on the website
www.kenoshacofair.com/contests-competitions/

CHILDREN'S PARADE

On Friday there will be a parade for children ages 14 and under which will begin at 10:30AM sharp. Entrance into the Fair is free for children in costume until 10:30AM. The parade is held at the South-east end of the Fair near the Fair Office. On-sight registration begins at 9:30AM. All entries must be registered by 10:15AM to participate. More information available on the website.



PEDAL TRACTOR PULL THURSDAY & FRIDAY OF FAIR WEEK

Open to contestants 5 thru 12 years of age
Classes are listed on the website.

Entries will be accepted between 10AM - 11AM Thursday and Friday
Thursday Pedal Pull - 11AM start
Friday Pedal Pull - 11:30AM
Special Class Friday: 13+ 11:00AM start

The Barrel Room Home Brew Competition

Sunday, August 23rd, 2026 and Sunday, August 22nd, 2027

- A. Registration begins at 10AM in the Barrel Room
- B. Blind tasting will be used
- C. Feedback will be given to the brewer
- D. Common rules will be used and they will be applied uniformly, as the competition will run in a spirit of fairness
- E. Each category will receive a 1st, 2nd and 3rd place
- F. Best of Show prizes of Gold, Silver and Bronze will be given
- G. There is no entry fee for this contest. Participants will be required to purchase a ticket to enter the Kenosha County Fair. Participants must be 21 years of age.
- H. Results & tasting of the top 5 beers and wines will be held on Sunday of the Fair at Noon

Looking for amateur brewers to enter in the following categories:

BEER

1. Pale Ale
2. Dark Ale
3. Fruit Beer
4. Lager
5. Any other Beer

WINE

1. Red Wine
2. White Wine
3. Blush Wine
4. Fruit Wine
5. Any other Wine

2 Bottles: 10 ounces minimum, two each per category entered

Participants must be 21 years of age. Fair admission required for results and tasting event.

HAY BALE THROWING CONTEST

Friday, 6:30

Sponsored by
Slades Corners Lucky Clovers 4-H Club
Pre-registration starts at 5:30PM
\$1.00 entry fee

Ten classes - male and female
See full description on the website

AG OLYMPICS

in the Show and Sale Arena.
Public is welcome to participate!
Try your hand at bobbing for
apples, wheelbarrow races and more!

4 AGE CATEGORIES

Junior (Ages 8-11)

Intermediate (Ages 12 - 14, 2 person teams)

Seniors (ages 15 - 18 - 2 person team, 1 guy and 1 girl)

Adults (At least 19 years of age - 2 person teams,
1 guy and 1 girl)

KENOSHA COUNTY FAIR JUNIOR FAIR

LIVESTOCK SALE

Saturday, August 22, 2026

Saturday, August 21, 2027

Auction begins at 1PM in the Show & Sale Arena

SMALL ANIMAL SALE

Sunday, August 23, 2026

Sunday, August 22, 2027

Auction begins at 1PM in the Show & Sale Arena

PIE AUCTION

Saturday, August 22, 2026

Saturday, August 21, 2027

Auction begins at 7PM in the Show & Sale Arena

Pies, desserts, wood carvings and amazing baskets of goodies from local dignitaries, champion bakers and 4-H families will be auctioned at this fun event for the entire family! Proceeds benefit the Building Fund.

Public Invited! Come and join in on the bidding fun!



ANTIQUE FARM MACHINERY EXHIBIT

Located inside the Kenosha County Fair main gate is a taste of yesteryear. See the old tractors, engines and machinery from a time gone by. You are likely to see:

- An old-fashioned pitcher pump to draw water
- A rope maker which makes rope from bailing twine – make a rope of your own to take home!
- How corn was ground into feed
- John Deere, Allis Chalmers and Farmall Tractors – along with many others

The Antique Tractor Parade will start at the Antique Farm Machinery Exhibit and head to the Grandstand area at 6PM on Thursday of the Fair.

If you have any old engines, tractors, horse drawn equipment, garden or farm equipment, tools or any farm related paraphernalia you would like to display, please join us in the Antique Machinery Exhibit and have some fun displaying your toys!



Please visit the website at www.kenoshacofair.com to enter online entries and for more information.

LIFE MEMBERSHIP FORM

Congratulations on becoming a new life member of the Kenosha County Fair Association! Please print the information below. Each summer, your membership will be mailed out in mid to late July.

First Name: _____

Last Name: _____

Date of Birth: _____

Address: _____

City: _____

State: _____

Zip Code: _____

Phone Number: _____

Email: _____

Please Mail my Life Member Pass to:

☐ Same as Address Listed Above

☐ _____

Crowned Fairest of the Fair? ☐

☐ If so, what **date**: _____

☐ If so, Reigning **Year**: _____

Office Use Only:

Date of Purchase: _____

Purchased By: _____

Date Comp. Updated:

Notes:



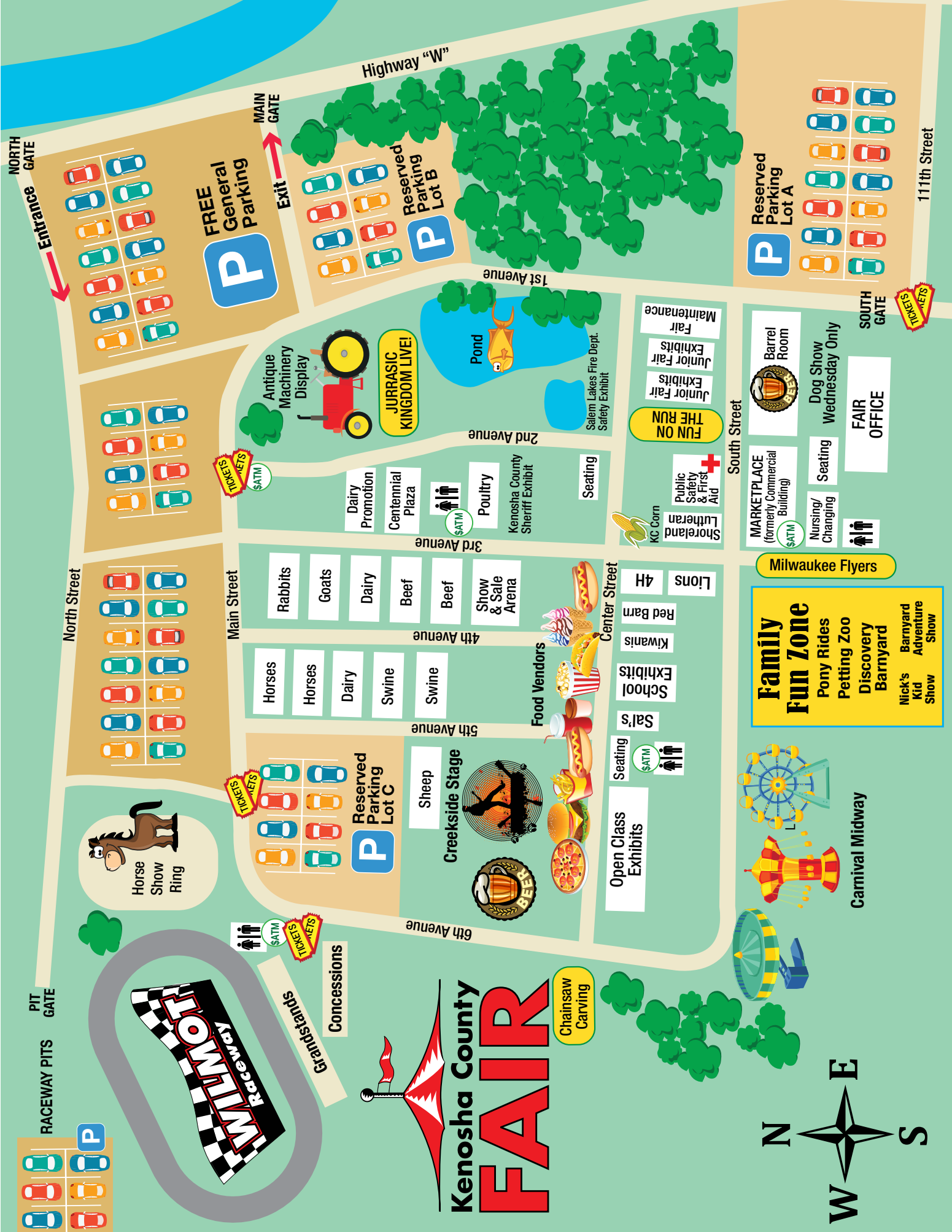
SATURDAY NIGHT RACING

May - September




For more information, raceway announcements,
cancellations, race schedule and start times

www.wilmotraceway.com
or call 262-862-2090



Kenosha County FAIR



Family Fun Zone

- Pony Rides
- Petting Zoo
- Discovery Barnyard
- Nick's Kid Show
- Barnyard Adventure Show

Milwaukee Flyers

- Seating
- Public Safety & First Aid
- Lutheran KC Corn
- Shoreland
- Barrel Room
- Dog Show Wednesday Only
- FAIR OFFICE
- MARKETPLACE (formerly Commercial Building)
- Nursing/Changing
- Seating
- SOUTH GATE
- TICKETS

Carnival Midway

- Seating
- Sal's
- School Exhibits
- Kiwanis
- Red Barn
- Lions 4H
- Open Class Exhibits
- Seating
- Sal's
- School Exhibits
- Kiwanis
- Red Barn
- Lions 4H

Food Vendors

- Swine
- Beef
- Dairy
- Goats
- Rabbits
- Horses
- Show & Sale Arena
- Sheep
- Creekside Stage
- Reserved Parking Lot C
- Horse Show Ring
- Chainsaw Carving

Antique Machinery Display

- JURRASIC KINGDOM LIVE!
- Pond
- Salem Lakes Fire Dept. Safety Exhibit
- Dairy Promotion
- Centennial Plaza
- Poultry
- Kenosha County Sheriff Exhibit
- Seating
- Public Safety & First Aid
- Lutheran KC Corn
- Shoreland
- Barrel Room
- Dog Show Wednesday Only
- FAIR OFFICE
- MARKETPLACE (formerly Commercial Building)
- Nursing/Changing
- Seating
- SOUTH GATE
- TICKETS

FREE General Parking

- Reserved Parking Lot B
- Reserved Parking Lot A
- 11th Street
- South Street
- Center Street
- Main Street
- North Street
- NORTH GATE
- Entrance
- Exit
- MAIN GATE